TOWN OF KILLINGLY
PERMANENT BUILDING COMMISSION
Wednesday, May 3, 2023
7:00 p.m.
Town Meeting Room (In Person)
Killingly Town Hall
172 Main Street
Killingly, CT 06239

AGENDA

1. Call of the Meeting and Roll Call

2. Citizen Participation
This is an in-person meeting. Public can attend the meeting at the Town Hall. E-mailed public comment will still be accepted and presented at the meeting.

3. Adoption of Minutes: March 20, 2023

4. Unfinished Business:
   a. KMS Renovate As New with Addition Project
      1. Downes project update
      2. Consideration and action on the approval of PCO #001 for roofing value management totaling ($8,713.00)
      3. Consideration and action on the approval of PCO #14 for add (2) water heaters totaling $0
      4. Consideration and action on the approval of PCO #15 – CM ALT #01 Wheelchair Lift totaling $0
      5. Consideration and action on the approval of PCO #17B – Added VM Nystrom Floor Grille totaling ($13,856.00)
      6. Review of project alternates
      7. Antinozzi update on project soft costs
      8. Other updates as necessary

5. New Business: None

6. Other

7. Correspondence

8. Executive Session: None

9. Council Member Reports

10. Adjournment

RECEIVED
TOWN CLERK, KILLINGLY, CT
2023 APR 28 AM 10: 55
Elizabeth M. Wilson

AGENDA ITEM COVER SHEET

ITEM 3 : MEETING MINUTES

PREPARED BY: Mary Bromm, Community Development Administrator

ITEM SUMMARY:

Attached are the minutes for March 20, 2023.

ACTION REQUESTED AT MAY 3, 2023 MEETING:

Upon review, approve minutes.

SUPPORTING DOCUMENTS:

- Minutes

TOWN OF KILLINGLY

Killingly Town Hall
172 Main Street, Danielson, CT 06239
PERMANENT BUILDING COMMISSION (PBC)

MEETING MINUTES
Monday, March 20, 2023
7:00 p.m.

---

1. Call of the Meeting and Roll Call: Chairman Tom Weaver called the meeting to order at 7:00 p.m.

   Members Present: Tom Weaver, Kyle Zadora, Stewart Rivers, Marcel Lussier, Dan Toth, Adam Reynolds

   Members Absent: None

   Also Present: Mary Bromm, Community Development Administrator, Kevin Kerttula Town Council Liaison to the PBC; Michael Losasso, Patty McKeon (both on Webex) and David Ferris from Antinozzi Assoicates; Dominic Madigan, and Frank Tomcak from Downes Construction; Nick D'Agostino, Technology Consultant on webex

2. Citizens Participation: None

3. Adoption of Minutes:

   MOTION (1) made by Mr. Lussier SECONDED BY Mr. Toth that the Permanent Building Commission approve the meeting minutes of March 1, 2023 as presented
   VOICE VOTE: UNANIMOUS **MOTION CARRIED**

4. Unfinished Business:

   a. **KMS RENOVATE AS NEW WITH ADDITION PROJECT**:

   Frank Tomcak, Downes Construction Company, explained each PCO request and answered questions from PBC members.

   MOTION (2) made by Mr. Toth SECONDED BY Mr. Lussier that the Permanent Building Commission approves PCO#18 – Alternate #13 for a New Fire Alarm totaling $37,620
   VOICE VOTE: UNANIMOUS **MOTION CARRIED**

   MOTION (3) made by Mr. Rivers SECONDED BY Mr. Toth that the Permanent Building Commission approve PCO #11 for gas regulator totaling $6,588 and PCO#16 for transformer redesign totaling $0
   VOICE VOTE: UNANIMOUS **MOTION CARRIED**

   Commission members received a presentation from Patty McKeon, Michael Losasso, David Ferris and Nick D'Agostino on the KMS FF&E/Technology plans and cost estimates.

   Mr. Toth left the meeting at 7:44 p.m.

   MOTION (4) made by Mr. Zadora SECONDED BY Mr. Rivers that the Permanent Building Commission approve the FF&E/Technology plans and cost estimates
   VOICE VOTE: UNANIMOUS **MOTION CARRIED**

5. New Business: None

6. Other: None

7. Correspondence: None.

8. Council Member Report: None

9. Adjournment:

MOTION (5) made by Mr. Zadora SECONDED BY Mr. Reynolds that the Permanent Building Commission adjourn the meeting at 7:48 p.m.
VOICE VOTE: UNANIMOUS; MOTION CARRIED

Respectfully submitted,

Mary Bromm
Staff Liaison

AGENDA ITEM COVER SHEET

ITEM 4(a): **KILLINGLY MEMORIAL SCHOOL RENOVATION/ADDITION PROJECT**

PREPARED BY: Mary Bromm, CD Administrator

ARCHITECT/ENGINEER: **Antinozzi Associates**

CONSTRUCTION MANAGER: **Downes Construction**

COMMISSIONING AGENT: **Consulting Engineering Services**

ITEM SUMMARY:

During your meeting, Downes will provide an update of the project and present four (4) change orders for approval. The list of alternates will also be reviewed for your consideration and potential action.

Antinozzi Associates will review the project soft cost budget.

ACTION REQUESTED AT THE MAY 3, 2023 MEETING:

Review and if appropriate, approve PCO#001 for Downes Construction Company

Review and if appropriate, approve PCO#14 for Downes Construction Company

Review and if appropriate, approve PCO#15 for Downes Construction Company

Review and if appropriate, approve PCO#17B for Downes Construction Company

SUPPORTING DOCUMENTS:

- PCO #001 – Roofing Value Management ($8,713.00)
- PCO #14 – Add (2) water heaters - $0
- PCO #15 – CM ALT #01 Wheelchair Lift - $0
- PCO #17B – Added VM Nystrom Floor Grille – ($13,856.00)

DOWNES CONSTRUCTION COMPANY

2. **Action Items**
   a. **PCO's for review and approval:**
      - PCO #001 - Roof Revisions, ($8713.00)
      - PCO #014 Add (2) Water Heaters Not Orig. Specified, $0 (CM Allowance)
      - PCO #015 - CM Alternate For Wheelchair Lift, $0 (CM Contingency)
      - PCO #017B - Add'l VM For Floor Grilles ($13,856.00)

      TOTAL ($22,569.00)

   b. **Approximate PCO's/Orders of Magnitude**
      - PCO #002 – PR #002 – Demo value management, ($29,363.50)
      - PCO #011B – RFI #019 – Gas Regulator modifications per Eversource, ($1,683.00)
      - PCO #020 – RFI #45 Elevator Vestibule Concrete Removal, $18,353.00

      TOTAL ($12,693.50)

   c. **Rejected PCO's**
      - None to report at this time

   d. **Requisitions:**
      - Total Completed & Stored to Date through March 2023 - $3,354908.19
      - Percentage complete through March 2023, 11%
      - Retainage held through March 2023, $111,257.57

3. **Schedule**
   a. **Work Completed:**
      - Foundation at addition connector (substantially complete)
      - Contaminated soil removal / hauling
      - Retention system install (substantially complete)

   b. **Work In Progress:**
      - FRP Foundations (Addition & freezer)
      - Site drainage
      - Interior electrical rough-in
      - Mechanical layout / hangers

   c. **Work To Start:**
      - Underground utilities at addition
      - Prep / place slab on grade at addition
      - Erect structural steel at addition
      - Trench walls for interior plumbing

4. **Other Critical Events**
      - Procurement / long lead items

May 3, 2023

DOWNES CONSTRUCTION COMPANY

Town of Killingly, CT
Killingly Memorial School Expansion & Renovation

Subject **Downes Construction Permanent Building Commission Agenda**

1. Project Update

A. Project Financial Summary

GMP		**$ 30,036,781.00**	*- (As of Amend. #03)*
Approved Change Order Requests		$ 140,968.86	*- (Thru PCCO #03)*
Total Revised GMP		**$ 30,177,749.86**	
Pending/Approximate Change Order Requests		$ (35,262.50)	
Total Anticipated Final GMP		**$ 30,142,487.36**	

Construction Manager's Construction Contingency	$ 878,661.08	
Approved PCO's	$ 29,089.78	
Pending PCO's	$ 36,000.00	
Remaining CM Contingency	**$ 813,571.30**	w/GMP Above
Owner's Contingency	$ 1,605,202.00	
Owner's Contingency (Savings)	$ 69,485.00	
Approved Changes	$ 140,968.86	
Pending Construction COP's	$ (22,569.00)	
Pending Soft Cost COP's	$ -	
Remaining Owner's Contingency	**$ 1,556,287.14**	
Owner's Soft Cost	$ 2,774,519.00	
Approved Change Order Requests	$ -	
Pending	$ -	
Revised Owner's Soft Cost	**$ 2,774,519.00**	
Total Project Budget	**$ 34,473,293.50**	

DOWNES CONSTRUCTION COMPANY

PCO #001

Downes Construction Company
200 Stanley St
New Britain, Connecticut 06051
Phone: (860) 229-3755
Fax: 860 225-3617

Project: 25-01-0447 - Killingly Memorial School
Killingly, Connecticut

Prime Contract Potential Change Order #001: PR-003 Roofing Value Management

TO:	Town of Killingly 172 Main Street Killingly, Connecticut 06239	**FROM:**	Downes Construction Company 200 Stanley St New Britain, Connecticut 06051
PCO NUMBER/REVISION:	001 / 2	**CONTRACT:**	25-01-0447 - Killingly Memorial School
REQUEST RECEIVED FROM:	Bogdan Rejnin **(Young Developers, LLC)**	**CREATED BY:**	Dominic Madigan **(Downes Construction Company)**
STATUS:	Pending - In Review	**CREATED DATE:**	12/7/2022
REFERENCE:	PR#003	**PRIME CONTRACT CHANGE ORDER:**	None
FIELD CHANGE:	No		
LOCATION:		**ACCOUNTING METHOD:**	Amount Based
SCHEDULE IMPACT:	0 days	**PAID IN FULL:**	No
EXECUTED:	No	**SIGNED CHANGE ORDER RECEIVED DATE:**	
		TOTAL AMOUNT:	($8,713.00)

POTENTIAL CHANGE ORDER TITLE: PR-003 Roofing Value Management

CHANGE REASON: Design Development

POTENTIAL CHANGE ORDER DESCRIPTION: *(The Contract Is Changed As Follows)*
CE #001 - PR-003 Roof Revisions
Furnish credit for value management changes to the roofing scope of work in accordance with Antinozzi Associates PR-003, issued on 8/10/22 and dated 8/09/22.

ATTACHMENTS:

#	Budget Code	Description	Amount
1	001.07-100.S Construction.Roofing System.Subcontractor	Roofing	$(8,713.00)
		Grand Total:	**$(8,713.00)**

Antinozzi Associates
271 Fairfield Ave.
Bridgeport, Connecticut 06604

DocuSigned by:
David Ferris 4/24/2023
SIGNATURE 3B9C9478... DATE

Town of Killingly
172 Main Street
Killingly, Connecticut 06239

SIGNATURE DATE

Downes Construction Company
200 Stanley St
New Britain, Connecticut 06051

DocuSigned by:
Dominic Madigan 4/12/2023
SIGNATURE 394FC0407... DATE

DocuSign Envelope ID: 3546FB8A-D1F3-4015-87E9-AF9FEA6C37C6

Killingly Memorial School
Change Order Proposal #1

To: **Downes Construction Co.**

From: **Young Developers**
Date: **3/16/2023**

Ref: **Updated Drawing Rev 1**
1A-1R1.1 Add

CM Number:
Trade Contractor COP Number: **XX**

Description: **Labor & Material to complete**

Quantity	Unit	Description of Material and Equipment	Unit Cost	Total
1110	lnft	Deduct 2x4	$ 0.73	$ 810.30
270	sf	Deduct 3/4" Plywood	$ 1.49	$ 402.30
1400	ea	Deduct Fasteners	$ 0.12	$ 168.00
1	rl	Deduct RTS Strip	$ 163.00	$ 163.00
0.5	ea	Deduct Bonding Adhesive	$ 355.00	$ 177.50
150	sf	Deduct EPDM at wall	$ 1.25	$ 187.50
107	lnft	Extruded Edge	$ 8.35	$ 893.45
1	ea	Deduct Drain Water Cut Off	$ 3.87	$ 3.87
10	ea	Deduct Termination Bar	$9.12	$ 91.20
140	ea	Deduct Term Bar Fasteners	$ 0.12	$ 16.80
150	sf	Deduct Vapor Barrier	$ 0.55	$ 82.50
1	ea	Deduct Scupper Insert	$ 88.00	$ 88.00
14	ft	Deduct Downspout	$ 5.80	$ 81.20
			$ -	$ -
Line 1		Material and Equipment Total		$ 3,165.62

Crew	Labor Classification	Hours	Base Rate	FICA & Med Care	FUTA & SUTA	G/L, W/C Ins	Benefits	Total Rate	Total
	ROOFER/FOREMAN	14.00	$ 45.00	$ 3.44	$ 3.33	$ 20.70	$ 21.80	$ 94.27	$ 1,319.82
	ROOFER JOURNEYMAN	14.00	$ 41.50	$ 3.17	$ 3.07	$ 19.09	$ 21.80	$ 88.64	$ 1,240.90
	SM/JOURNEYMAN	8.00	$ 40.08	$ 3.07	$ 2.97	$ 18.44	$ 41.26	$ 105.81	$ 846.47
	CARPENTER/Journeyman	16.00	$ 36.07	$ 2.76	$ 2.67	$ 16.59	$ 26.15	$ 84.24	$ 1,347.85
								$ -	$ -
								$ -	$ -
								$ -	$ -
								$ -	$ -
								$ -	$ -
								$ -	$ -
								$ -	$ -
Line 2								Labor Total	$ 4,755.04

Subcontractor Cost (Attach Proposals)		
Trade	Name of Subcontractor	Total
Line 3	Subcontractor Total	$ -

Line 4	Total Labor, Material, and Equipment	$ 7,920.66

Contractor Overhead and Profit	Allow %	Amount	Total
Net Value of Self Performed Work (Amount = Lines 1+2)	10%	$ 7,920.66	$ 792.07
Net Value of Subcontract Work (Amount = Line 3)	5%	$ -	$ -
Line 5		Contractor Overhead and Profit Total	$ 792.07

Line 6	Total Proposed Change Order Amount (Lines 4+5)	$ 8,713

DocuSign Envelope ID: 3546FB8A-D1F3-4015-87E9-AF9FEA6C37C6

REJECTED - Several Items Missing From Credit Proposal
REVISE & RESUBMIT

Killingly Memorial School
Change Order Proposal #1

To: **Downes Construction Co.**
From: **Young Developers**
Date: **11/11/2022**
Ref: **Updated Drawing Rev 1**
1A-1R1.1 Deduct
CM Number:
Trade Contractor COP Number: **XX**

Description: **Labor & Material to complete**

Quantity	Unit	Description of Material and Equipment	Unit Cost	Total
-1110	lnft	Deduct 2x4	$ 0.98	$ (1,087.80)
-700	ea	Deduct Fasteners	$ 0.12	$ (84.00)
-1	rl	Deduct RTS Strip	$ 163.00	$ (163.00)
-0.5	ea	Deduct Bonding Adhesive	$ 355.00	$ (177.50)
-150	sf	Deduct EPDM	$ 1.25	$ (187.50)
-107	lnft	Extruded Edge	$ 8.35	$ (893.45)
-1	ea	Deduct Water Cut Off	$ 3.87	$ (3.87)
				$ -
				$ -
Line 1			Material and Equipment Total	$ (2,597.12)

Crew	Labor Classification	Hours	Base Rate	FICA & Med Care	FUTA & SUTA	G/L, W/C Ins	Benefits	Total Rate	Total
	ROOFER/FOREMAN	-8.00	$ 45.00	$ 3.44	$ 3.33	$ 20.70	$ 21.80	$ 94.27	$ (754.18)
	ROOFER JOURNEYMAN	-8.00	$ 41.50	$ 3.17	$ 3.07	$ 19.09	$ 21.80	$ 88.64	$ (709.09)
	SM/JOURNEYMAN		$ 40.08	$ 3.07	$ 2.97	$ 18.44	$ 41.26	$ 105.81	$ -
	CARPENTER/Journeyman		$ 36.07	$ 2.76	$ 2.67	$ 16.59	$ 26.15	$ 84.24	$ -
								$ -	$ -
								$ -	$ -
								$ -	$ -
								$ -	$ -
								$ -	$ -
								$ -	$ -
								$ -	$ -
Line 2								Labor Total	$ (1,463.27)

Subcontractor Cost (Attach Proposals)		
Trade	Name of Subcontractor	Total
Line 3	Subcontractor Total	$ -

Line 4	Total Labor, Material, and Equipment	$ (4,060.39)

Contractor Overhead and Profit	Allow %	Amount	Total
Net Value of Self Performed Work (Amount = Lines 1+2)	10%	$ -	$ -
Net Value of Subcontract Work (Amount = Line 3)	5%	$ -	$ -
Line 5		Contractor Overhead and Profit Total	$ -

Line 6	Total Proposed Change Order Amount (Lines 4+5)	$ (4,060)

DocuSign Envelope ID: 3546FB8A-D1F3-4015-87E9-AF9FEA6C37C6

AIA® Document G709™ – 2018

Proposal Request

PROJECT: *(name and address)* Killingly Memorial School Expansion and Renovation Project 339 Main Street Danielson, CT 06239	**CONTRACT INFORMATION:** Contract For: Construction Manager as Constructor with a GMP Date: July 06, 2022	Architect's Project Number: 21025 Proposal Request Number: 003 Proposal Request Date: August 9, 2022
OWNER: *(name and address)* Town of Killingly 172 Main Street Danielson, CT 06239	**ARCHITECT:** *(name and address)* Antinozzi Associates, P. C. 271 Fairfield Avenue Bridgeport, CT 06604	**CONTRACTOR:** *(name and address)* Downes Construction Company 200 Stanley Street New Britain, CT 06051

The Owner requests an itemized proposal for changes to the Contract Sum and Contract Time for proposed modifications to the Contract Documents described herein. The Contractor shall submit this proposal within seven (7) days or notify the Architect in writing of the anticipated date of submission.

(Insert a detailed description of the proposed modifications to the Contract Documents and, if applicable, attach or reference specific exhibits.)

Reference the attached documents detailing changes to the Roofing Drawings capturing additional Value Management / Value Engineering (VM/VE) Proposals, and changes associated with the installation of the new roof on the addition to the KMS building.

Please provide a proposal enumerating the changes to your contract.

ATTACHMENTS:
410_1A-1R1.1_REV1 - PARTIAL ROOF PLAN
411_1A-1R1.2_REV1 - PARTIAL ROOF PLAN
412_1A-1R1.3_REV1 - PARTIAL ROOF PLAN
413_1A-580_REV1 - ROOF DETAILS
414_1A-581_REV1 - ROOF DETAILS

THIS IS NOT A CHANGE ORDER, A CONSTRUCTION CHANGE DIRECTIVE, OR A DIRECTION TO PROCEED WITH THE WORK DESCRIBED IN THE PROPOSED MODIFICATIONS.

REQUESTED BY THE ARCHITECT:

David C. Ferris, Associate / Sr. Project Manager
PRINTED NAME AND TITLE

AIA Document G709™ – 2018. Copyright © 1993, 2001 and 2018 by The American Institute of Architects. All rights reserved. The "American Institute of Architects," "AIA," the AIA Logo, and "AIA Contract Documents" are registered trademarks and may not be used without permission. This document was produced by AIA software at 08:39:44 ET on 08/10/2022 under Order No.2959550845 which expires on 09/01/2022, is not for resale, is licensed for one-time use only, and may only be used in accordance with the AIA Contract Documents® Terms of Service. To report copyright violations, e-mail copyright@aia.org.
User Notes: (3B9ADA64)

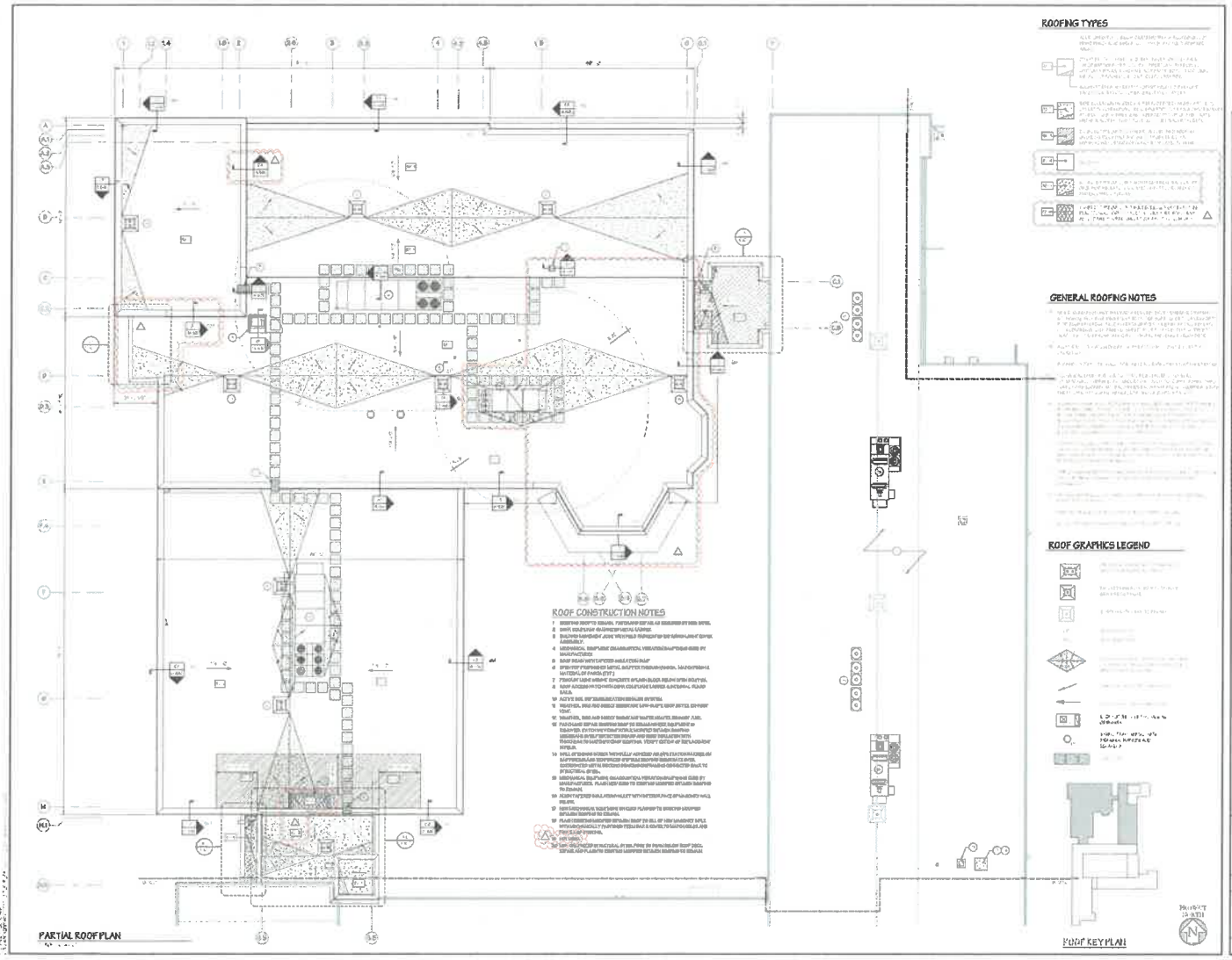

ANTIMOZZI ASSOCIATES
ARCHITECTURE & INTERIORS

KILLINGLY MEMORIAL SCHOOL
EXPANSION & RENOVATION
PHASE I OF 3
339 MAIN STREET, DANIELSON, CT 06239
STATE PROJECT NO.: 069-0069 RNV

1A-1R1.1

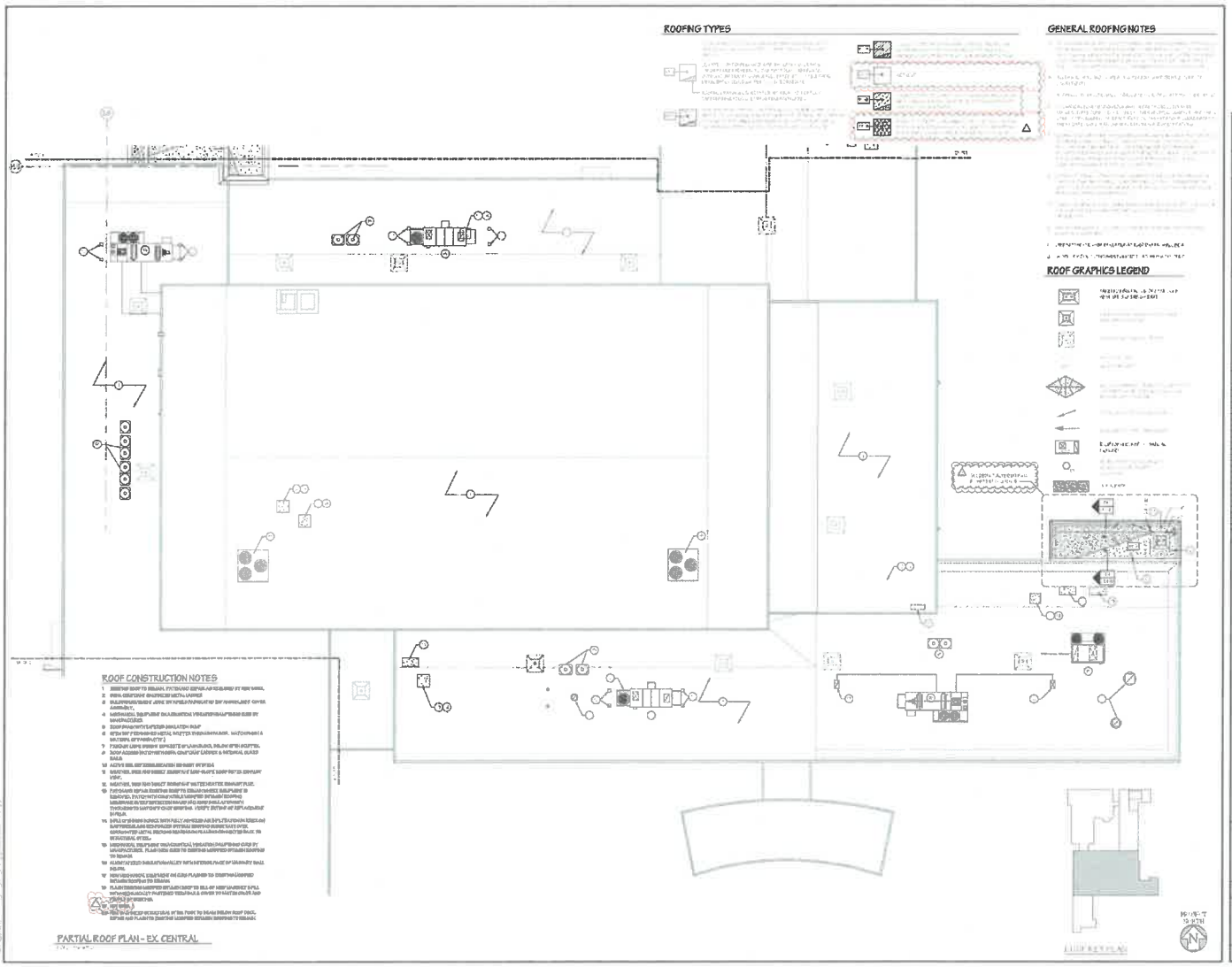

ANTIMOZZI ASSOCIATES
ARCHITECTURE & INTERIORS

KILLINGLY MEMORIAL SCHOOL
EXPANSION & RENOVATION
PHASE 1 OF 3
339 MAIN STREET, DANIELSON, CT 06239
STATE PROJECT NO.: 069-0069 RNV

1A-1R1.2

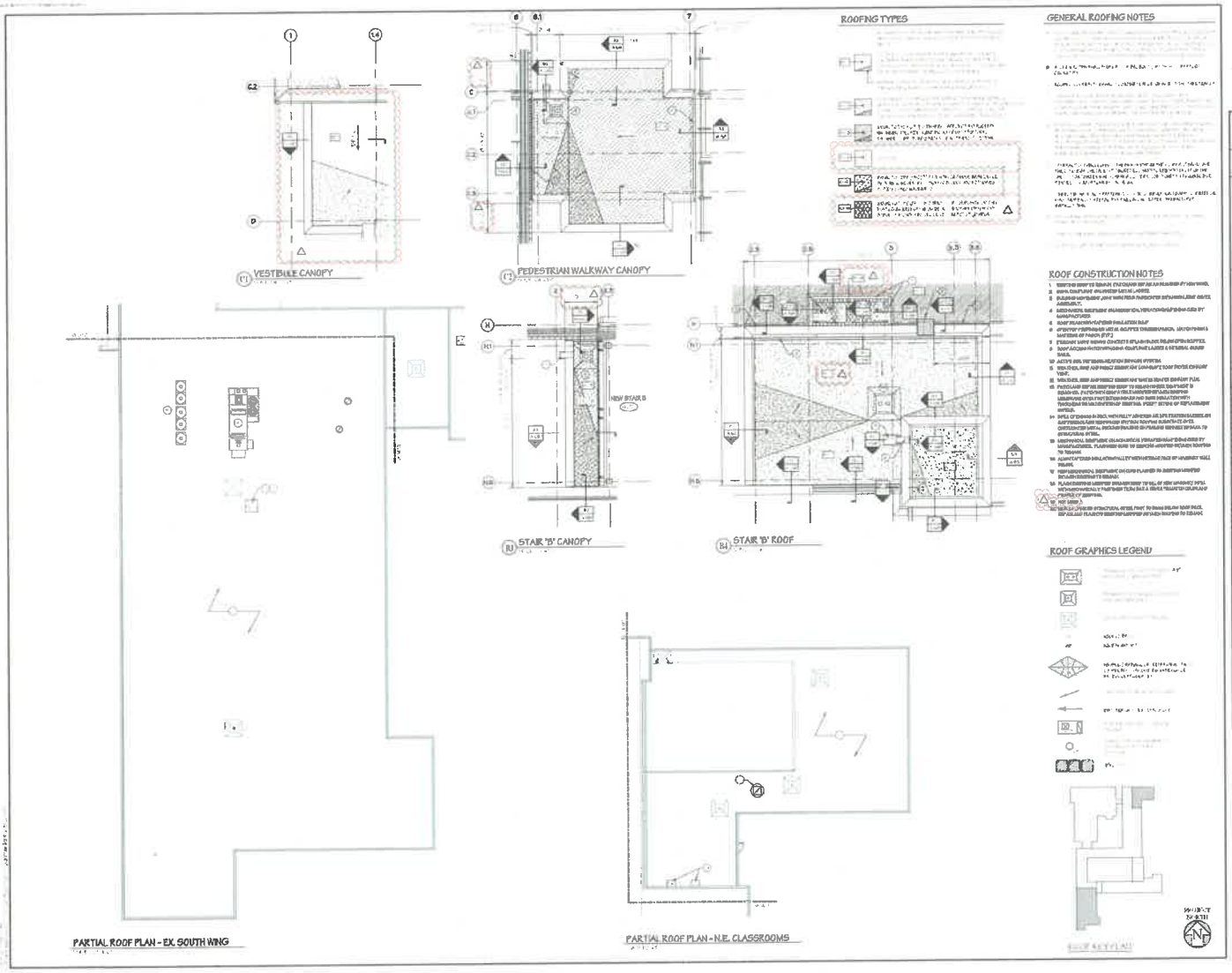

ANTINOZZI ASSOCIATES
ARCHITECTURE & INTERIORS

KILLINGLY MEMORIAL SCHOOL
EXPANSION & RENOVATION
PHASE 1 OF 3
339 MAIN STREET, DANIELSON, CT 06239
STATE PROJECT NO: 069-0069 RNV

PARTIAL ROOF PLAN

1A-1R1.3

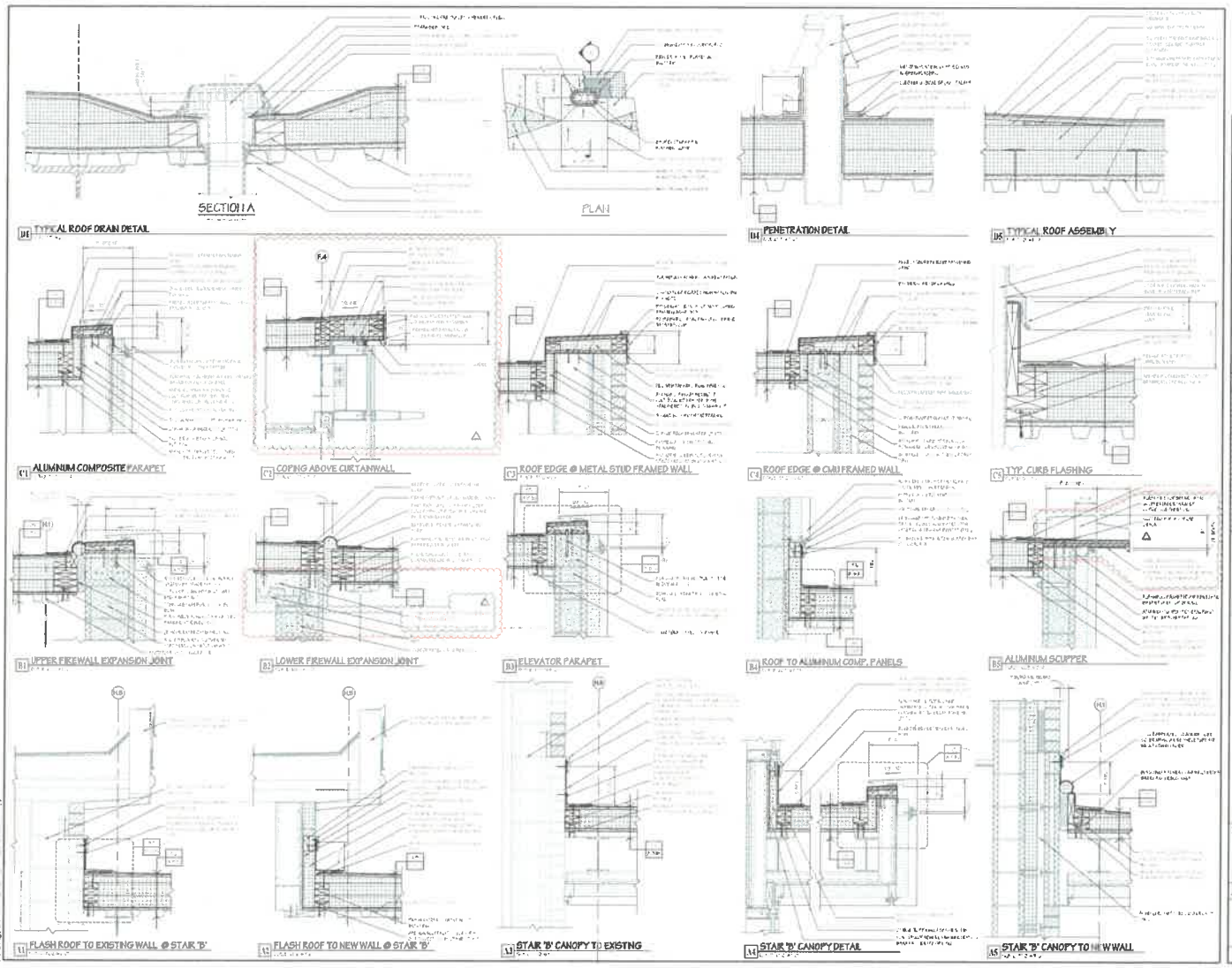

ANTINOZZI ASSOCIATES
ARCHITECTURE & INTERIORS

KILLINGLY MEMORIAL SCHOOL
EXPANSION & RENOVATION
PHASE 1 OF 3
339 MAIN STREET, DANIELSON, CT 06239
STATE PROJECT NO: 069-0069 RNV

1A-580

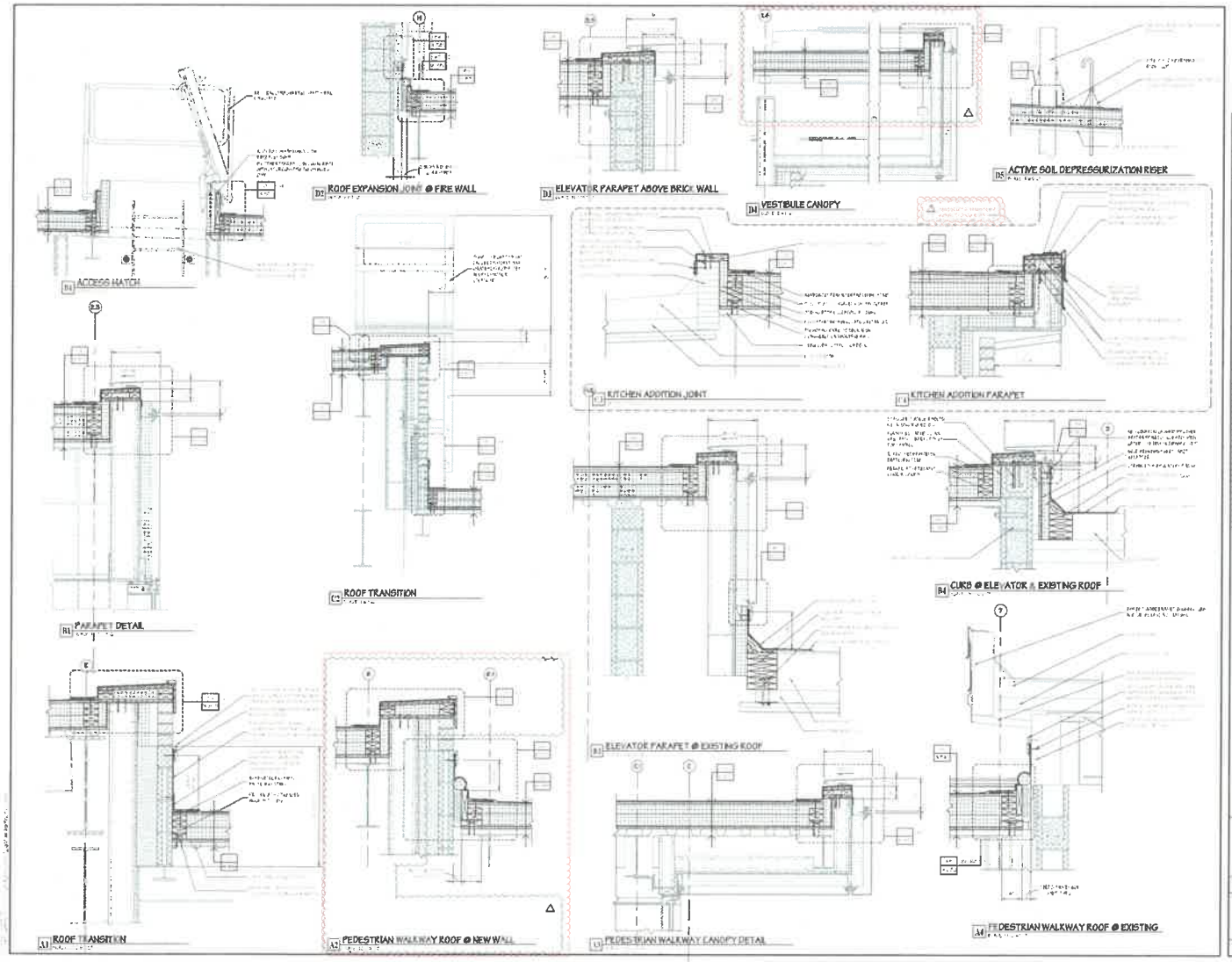

ANTINOZZI ASSOCIATES
ARCHITECTURE & INTERIORS

KILLINGLY MEMORIAL SCHOOL
EXPANSION & RENOVATION
PHASE I OF 3
339 MAIN STREET, DANIELSON, CT 06239
STATE PROJECT NO.: 069-0069 RNV

1A-581

DocuSign Envelope ID: D05AA144-489F-4CAD-849C-3E59FDC729D1

DOWNES CONSTRUCTION COMPANY

PCO #014

Downes Construction Company
200 Stanley St
New Britain, Connecticut 06051
Phone: (860) 229-3755
Fax: 860 225-3617

Project: 25-01-0447 - Killingly Memorial School
Killingly, Connecticut

Prime Contract Potential Change Order #014: Add (2) Water Heaters

TO:	Town of Killingly 172 Main Street Killingly, Connecticut 06239	**FROM:**	Downes Construction Company 200 Stanley St New Britain, Connecticut 06051
PCO NUMBER/REVISION:	014 / 0	**CONTRACT:**	25-01-0447 - Killingly Memorial School
REQUEST RECEIVED FROM:	Kyle Norton **(M.J. Daly, LLC)**	**CREATED BY:**	Dominic Madigan **(Downes Construction Company)**
STATUS:	Pending - In Review	**CREATED DATE:**	3/27/2023
REFERENCE:		**PRIME CONTRACT CHANGE ORDER:**	None
FIELD CHANGE:	No		
LOCATION:		**ACCOUNTING METHOD:**	Amount Based
SCHEDULE IMPACT:	0 days	**PAID IN FULL:**	No
EXECUTED:	No	**SIGNED CHANGE ORDER RECEIVED DATE:**	
		TOTAL AMOUNT:	$0.00

POTENTIAL CHANGE ORDER TITLE: Add (2) Water Heaters

CHANGE REASON: Allowance

POTENTIAL CHANGE ORDER DESCRIPTION: *(The Contract Is Changed As Follows)*
CE #014 - Add (2) Water Heaters Not Specified in Boiler Rm.
Furnish all labor, material and equipment to provide & install (2) domestic hot water heaters in the boiler room. Respective water heaters were not included on MEP schedules on contract drawings; therefore, not included in MJ Daly bid.

ATTACHMENTS:

#	Budget Code	Description	Amount
1	001.22-100.S Construction.Plumbing System.Subcontractor	Plumbing	$17,920.88
2	001.60-090.M Construction.Water Heaters Not Scheduled.Material (Procore)	Water Heater Allowance	$(17,920.88)
		Grand Total:	**$0.00**

Antinozzi Associates
271 Fairfield Ave.
Bridgeport, Connecticut 06604

DocuSigned by:
David Ferris 4/12/2023
SIGNATURE DATE

Town of Killingly
172 Main Street
Killingly, Connecticut 06239

SIGNATURE DATE

Downes Construction Company
200 Stanley St
New Britain, Connecticut 06051

DocuSigned by:
Dominic Madigan 4/12/2023
SIGNATURE DATE

DocuSign Envelope ID: D05AA144-489F-4CAD-849C-3E59FDC729D1

Killingly Memorial School
Change Order Proposal #001

To: **Downes Construction Co.**

Ref: **RFI# XX/ PR #XX**

From: **MJ Daly**
Date: **3/12/2023**
CM Number:
Trade Contractor COP Number: **01**

Description: **Labor & Material to furnish and install (2) new water heaters in boiler room (previously not scheduled on documents)**

Quantity	Unit	Description of Material and Equipment	Unit Cost	Total
2	ea.	Model State SUF100 199NE	$ 8,960.44	$ 17,920.88
	ea.			$ -
	lf			$ -
	sf			$ -
				$ -
				$ -
				$ -
				$ -
				$ -
Line 1		Material and Equipment Total		$ 17,920.88

Crew	Labor Classification	Hours	Base Rate	FICA & Med Care	FUTA & SUTA	G/L, W/C Ins	Benefits	Total Rate	Total
								$ -	$ -
								$ -	$ -
								$ -	$ -
								$ -	$ -
								$ -	$ -
								$ -	$ -
								$ -	$ -
								$ -	$ -
								$ -	$ -
								$ -	$ -
								$ -	$ -
Line 2								Labor Total	$ -

Subcontractor Cost (Attach Proposals)		
Trade	Name of Subcontractor	Total
Line 3	Subcontractor Total	$ -

Line 4	Total Labor, Material, and Equipment	$ 17,920.88

Contractor Overhead and Profit	Allow %	Amount	Total
Net Value of Self Performed Work (Amount = Lines 1+2)	10%		$ -
Net Value of Subcontract Work (Amount = Line 3)	5%	$ -	$ -
Line 5	Contractor Overhead and Profit Total		$ -

Line 6	Total Proposed Change Order Amount (Lines 4+5)	$ 17,920.88

DocuSign Envelope ID: D05AA144-489F-4CAD-849C-3E59FDC729D1

PLIMPTON & HILLS CORP

* * Q U O T A T I O N * *

TO: 100307
M J Daly LLC
110 Mattatuck Heights
Waterbury, CT 06705
PHONE: 203-753-5131
FAX..: 203-597-0227

DATE: 01/18/23 NO. 863453
TO DATE: 01/18/23
JOB: BTH199A
FOB: FA
PREP. BY JEFF BRISSETTE
EMAIL: jbrissette@plimptonhills.com
PHONE: 860-221-7300

WE ARE PLEASED TO QUOTE YOU ON THE FOLLOWING MATERIAL PAGE 1

Qty	Part Number	Description	Price...	Extended.
1	===>			
1	368463	STATE SUF100 199NE NAT W HTR * 11/2" MIPS - 3" FLUE - 230 GPH AT 100 - 3 YEAR	8960.44	8960.44
				8960.44

QUOTATION TOTALS	8960.44
SALES TAX	
TOTAL AMOUNT	8960.44

$8,960.44/ EACH

Total Quantity: 2

Thank you for allowing us to work with you in selecting your product needs. This quotation becomes an order when we receive this signed quote with a deposit, or your plumber's purchase order number.

Please Note:

* Special order products must be paid in full
* Freight charges are an approximation, and will be adjusted to the correct amount upon invoicing.
* All quotes are valid for 7 days.

Your approximate closing date: _____

Please sign your name in the space provided to approve your final fixture selections.

Thank You!

DocuSign Envelope ID: D05AA144-489F-4CAD-849C-3E59FDC729D1

Qty	Part Number	Description	Price...	Extended.

Name_____ Date_____

All special orders and non-stock items are non-refundable/non-returnable. *Exceptions apply if the manufacturer has authorized an approval to send the item back. In turn all freight charges along with a minimum 30% handling fee will be applied.

A warranty processing fee of $75 will be applied on all tanks and equipment, the exception being State water heaters which carry a $50 processing fee.

Please note sales tax is subject to change depending on delivery options.

DocuSign Envelope ID: D05AA144-489F-4CAD-849C-3E59FDC729D1

SUBSTITUTION REQUEST
(After the Bidding/Negotiating Phase)

Project: Killingly Memorial Expansion & Renovation

Substitution Request Number: 1

From: Kyle Norton - MT DALY LLC.

To: Downes Construction / Antinozzi Associates

Date: 2/10/2023

A/E Project Number:

Re: WH-1, WH-2 - Water Heaters

Contract For: Plumbing

Specification Title:

Description:

Section: Page:

Article/Paragraph:

Proposed Substitution: Water Heater

Manufacturer: State Water Heaters Address: 500 Tennessee Waltz Pkwy, Ashland City, TN Phone: 800-365-0024

Trade Name: Plumbing Model No.: SUF-300A

Installer: MT DALY LLC. Address: Phone:

History: ☑ New product ☐ 1-4 years old ☐ 5-10 years old ☐ More than 10 years old

Differences between proposed substitution and specified product: Brand, Units are made by the Same manufacturer.

☑ Point-by-point comparative data attached — REQUIRED BY A/E

Reason for not providing specified item: Manufacturing Co. Merged

Similar Installation:

Project: Architect:

Address: Owner:

Date Installed:

Proposed substitution affects other parts of Work: ☑ No ☐ Yes; explain

Savings to Owner for accepting substitution: N/A ($).

Proposed substitution changes Contract Time: ☑ No ☐ Yes [Add] [Deduct] days.

Supporting Data Attached: ☐ Drawings ☑ Product Data ☐ Samples ☐ Tests ☐ Reports ☐

© Copyright 2013, CSI,
110 S. Union St., Suite 100, Alexandria, VA 22314

DocuSign Envelope ID: D05AA144-489F-4CAD-849C-3E59FDC729D1

state WATER HEATERS

Commercial Gas Water Heaters

Proposed

MODULATING ULTRA FORCE™ HIGH EFFICIENCY POWER VENT

The full line of State Modulating Ultra Force High Efficiency Power Vent condensing water heaters has been designed to provide years of dependable service and feature industry leading technology. Models are available from 120,000 to 500,000 Btu/h and all deliver thermal efficiencies of 95% and higher. The unique helical coil heat exchanger limits weld joints for optimal service life while maximizing heat transfer.

Modulating Ultra Force High Efficiency Power Vent is an industry leader in high efficiency commercial water heating. The current modulating models adjust firing rate to the specific demand further increasing efficiency and money savings.

INTELLIGENT CONTROL SYSTEM WITH TOUCH SCREEN DISPLAY AND ICOMM CONNECTIVETY ONBOARD*

- Exclusive State designed touch display control system
- Provides detailed water heater status information
- Precise temperature control adjustable from 90 to 180 degrees
- Built-in diagnostics
- Run history information
- *Ultra Force models manufactured March 1, 2018 to present come standard with iCOMM Wi-Fi connectivety onboard. Remotely monitor and adjust the water heater via the State app. No charge connectivity using Wi-Fi or Ethernet connection.

SUBMERGED COMBUSTION CHAMBER, WITH HELICAL HEAT EXCHANGER COIL

- Positioned in center of tank, surrounded by water to virtually eliminate radiant heat loss from chamber
- Direct spark ignition
- Spiral heat exchanger keeps hot burner gases swirling, uses centrifugal force to maximize efficiency of heat transfer to water in tank
- Spiral heat exchanger reduces lime scale from forming on water-side surfaces, which maintains energy efficiency over time

POWERED ANODES STANDARD ON ALL MODELS

- Provides long-lasting tank protection in varying water conditions
- Powered anodes are non-sacrificial
- Automatically adjusts output needed to properly protect the tank

PERMAGLAS® ULTRA COAT™ GLASS LINING

- Glass coating is applied using a liquid slush coating technique to ensure uniform coating
- Heat exchanger coil is glassed both externally and internally for optimum protection

MECHANICAL VENTING VERSATILITY

- Conventional power venting or direct venting
- Vents vertically or through a sidewall
- Front located exhaust and condensate connections allow for easy install and access
- Vents with low cost PVC Schedule 40 intake and exhaust pipe. Approved for optional CPVC Schedule 40, Polypropylene and AL29-4C stainless steel vent materials
- Direct-vent intake and exhaust pipe can terminate separately outside building or through single opening, using concentric vent assembly
- Canadian installations require ULC S636 PVC/CPVC, ULC S636 Polypropylene and AL29-4C stainless steel pipe for intake and exhaust

HIGH EFFICIENCY MODULATING PRE-MIX POWERED BURNER

- Down-fired pre-mix burner provides optimum efficiency and quiet operation
- Top-mounted burner position prevents condensation from affecting burner operation

3-YEAR LIMITED TANK / 1-YEAR LIMITED PARTS WARRANTY

- For complete warranty information, consult written warranty or statewaterheaters.com.

SUF60-120NE(A) THROUGH SUF119-500NE(A)
MODEL SHOWN: SUF100-199NE(A) SERIES 300/301

ASME HLW · ENERGY STAR · GAS-FIRED UL LISTED · CSA · UL CLASSIFIED WATER QUALITY NSF/ANSI-5 · AHRI CERTIFIED · iCOMM · ASME (Optional)

SOLID. STATE.

© June 2018 State Water Heaters. All Rights Reserved

state WATER HEATERS

Commercial Gas Water Heaters

OTHER FEATURES:

SPACE-SAVING DESIGN FOR INSTALLATION FLEXIBILITY

- Easy-to-remove top cover for convenient access to serviceable parts
- 0" installation clearances on sides and rear, 1-1/2" installation clearance on top
- Handhole cleanout allows easy access to tank interior for cleaning
- 0" clearance to combustibles, approved for installation on combustible floors

CODES AND STANDARDS

- CSA certified and ASME rated T&P relief valve
- Maximum hydrostatic working pressure: 160 psi
- All models are design certified by Underwriters Laboratories (UL), Inc., to ANSI Z21.10.3 - CSA 4.3 Standards
- Meets the thermal efficiency and standby loss requirements of the U.S. Department of Energy and current edition ASHRAE/IES 90.1
- Design Certified by Underwriters Laboratories to NSF standard 5 for 180°F (62°C) water
- Complies with SCAQMD Rule 1146.2 and other Air Quality Management Districts with similar requirements for ultra-low NOx emissions
- ASME tank construction optional on 120-500 model sizes

VENT REQUIREMENTS FOR SUF 120(A) - 250(A)

Number of 90° Elbows Installed	3 Inch Pipe	4 Inch Pipe
	Maximum Feet (Meters)	Maximum Feet (Meters)
One (1)	45 feet (13.7 meters)	115 feet (35 meters)
Two (2)	40 feet (12.2 meters)	110 feet (33.5 meters)
Three (3)	35 feet (10.7 meters)	105 feet (32 meters)
Four (4)	30 feet (9.1 meters)	100 feet (30.5 meters)
Five (5)	N/A	95 feet (29 meters)
Six (6)	N/A	90 feet (27.4 meters)

VENT REQUIREMENTS FOR SUF 300(A) - 500(A)

Number of 90° Elbows Installed	4 Inch Pipe	6 Inch Pipe
	Maximum Feet (Meters)	Maximum Feet (Meters)
One (1)	65 feet (19.8 meters)	115 feet (35 meters)
Two (2)	60 feet (18.2 meters)	110 feet (33.5 meters)
Three (3)	55 feet (16.8 meters)	105 feet (32 meters)
Four (4)	50 feet (15.2 meters)	100 feet (30.5 meters)
Five (5)	45 feet (13.7 meters)	95 feet (29 meters)
Six (6)	40 feet (12.2 meters)	90 feet (27.4 meters)

GAS PRESSURE REQUIREMENTS

Model Number	Manifold Pressure		Minimum Supply Pressure		Maximum Supply Pressure	
	Natural Gas	Propane Gas	Natural Gas	Propane Gas	Natural Gas	Propane Gas
SUF60 120NE(A)	0"W.C. (0 kPa)	0"W.C. (0 kPa)	3.5"W.C. (1.10 kPa)	8.5"W.C. (2.12 kPa)	14"W.C. (3.49 kPa)	14"W.C. (3.49 kPa)
SUF100 150NE(A)	0"W.C. (0 kPa)	0"W.C. (0 kPa)	3.5"W.C. (1.10 kPa)	8.5"W.C. (2.12 kPa)	14"W.C. (3.49 kPa)	14"W.C. (3.49 kPa)
SUF100 199NE(A)	0"W.C. (0 kPa)	0"W.C. (0 kPa)	3.5"W.C. (1.10 kPa)	8.5"W.C. (2.12 kPa)	14"W.C. (3.49 kPa)	14"W.C. (3.49 kPa)
SUF100 250NE(A)	0"W.C. (0 kPa)	0"W.C. (0 kPa)	3.5"W.C. (1.10 kPa)	8.5"W.C. (2.12 kPa)	14"W.C. (3.49 kPa)	14"W.C. (3.49 kPa)
SUF119 300NE(A)	0"W.C. (0 kPa)	0"W.C. (0 kPa)	4.8"W.C. (1.19 kPa)	8.5"W.C. (2.12 kPa)	14"W.C. (3.49 kPa)	14"W.C. (3.49 kPa)
SUF119 400NE(A)	0"W.C. (0 kPa)	0"W.C. (0 kPa)	4.8"W.C. (1.19 kPa)	8.5"W.C. (2.12 kPa)	14"W.C. (3.49 kPa)	14"W.C. (3.49 kPa)
SUF119 500NE(A)	0"W.C. (0 kPa)	0"W.C. (0 kPa)	4.8"W.C. (1.19 kPa)	8.5"W.C. (2.12 kPa)	14"W.C. (3.49 kPa)	14"W.C. (3.49 kPa)

Depending on the installed equivalent length, and/or the number of appliances connected, the supply gas line size may need to be increased beyond the minimum required size.

state WATER HEATERS

Commercial Gas
Water Heaters

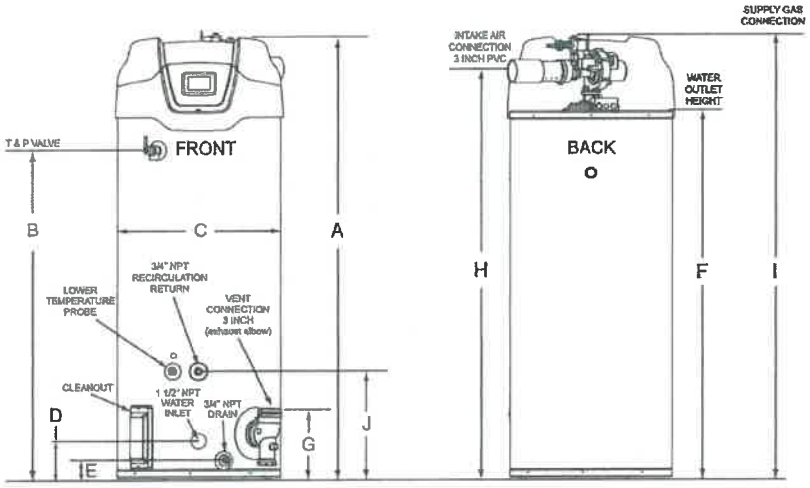

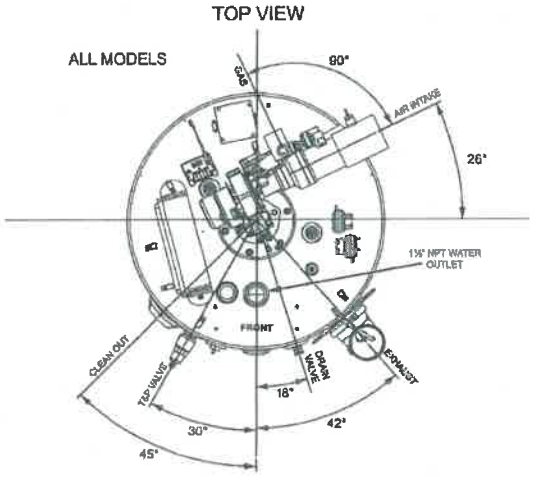

* Center line of water outlet on top of the water heaters is approximately 7 inches from the front edge of the water heater

MODELS 120 THROUGH 250

Model Number	Approx. Capacity		Dimensions										lb/kg	Approx. Shipping Weight Std	Approx. Shipping Weight ASME
			A	B	C	D	E	F	G	H	I	J			
SUF60 120NE(A)	Gallons	60	55 1/2	35	27 3/4	6 5/16	3	42 1/4	11 1/4	48 1/2	53 1/2	18 1/4	lb	460	490
	Liters	227	141	88.9	70.5	16	7.62	107.32	28.6	123.2	135.9	46.36	kg	208	220
SUF100 150 NE(A)	Gallons	100	76 1/2	56 3/8	27 3/4	6 5/16	3	64	11 1/4	70	75 1/2	18 1/4	lb	523	553
	Liters	379	194.9	143.2	70.5	16	7.62	162.6	28.6	177.8	191.8	46.36	kg	237	251
SUF100 199NE(A)	Gallons	100	76 1/2	56 3/8	27 3/4	6 5/16	3	64	11 1/4	70	75 1/2	18 1/4	lb	523	553
	Liters	379	194.9	143.2	70.5	16	7.62	162.6	28.6	177.8	191.8	46.36	kg	237	251
SUF100 250NE(A)	Gallons	100	76 1/2	56 3/8	27 3/4	6 5/16	3	64	11 1/4	70	75 1/2	18 1/4	lb	523	553
	Liters	379	194.9	143.2	70.5	16	7.62	162.6	28.6	177.8	191.8	46.36	kg	237	251

Electrical characteristics-120V-60Hz A.C., 5.0 A
"A" in model represents ASME construction
Propane gas models available
Dimensions and specifications subject to change without notice in accordance with our policy of continuous product improvement.

DocuSign Envelope ID: D05AA144-489F-4CAD-849C-3E59FDC729D1

state WATER HEATERS

Commercial Gas
Water Heaters

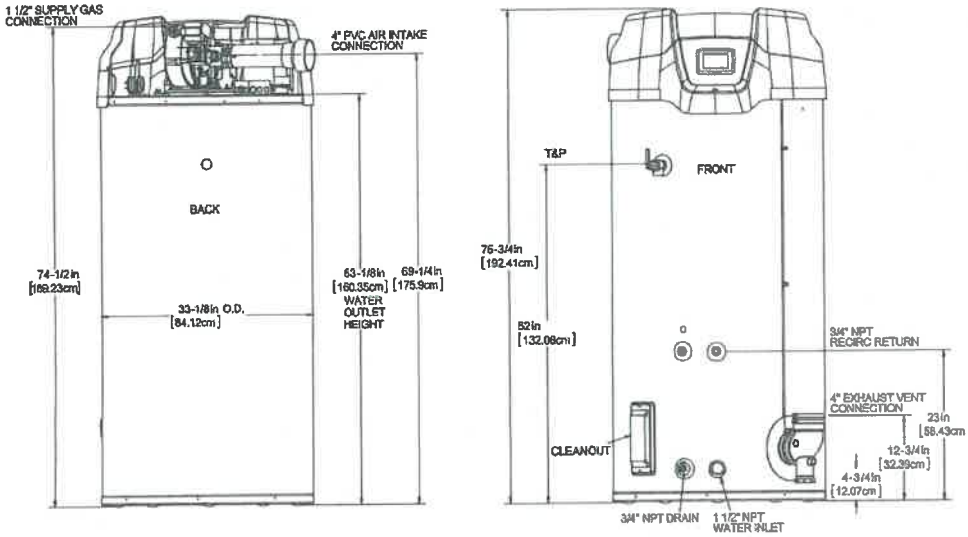

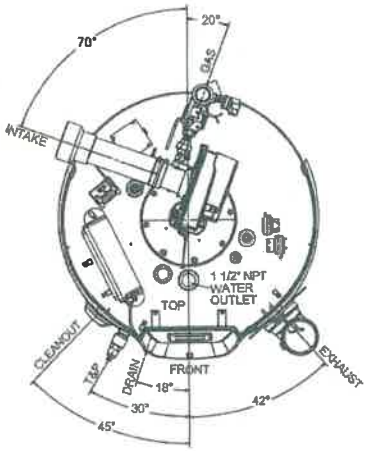

MODELS 300 THROUGH 500

Model Number	Approx. Capacity		Dimensions										lb/kg	Approx. Shipping Weight Std	Approx. Shipping Weight ASME
			A	B	C	D	E	F	G	H	I	J			
SUF119 300NE(A)	Gallons	119	75 3/4	52	33 1/8	4 3/4	4 3/4	63 1/8	12 3/4	69 1/4	74 1/2	23	lb	855	855
	Liters	450.96	192.41	132.08	84.12	12.07	12.07	160.35	32.39	175.9	189.23	58.43	kg	387	387
SUF119 400NE(A)	Gallons	119	75 3/4	52	33 1/8	4 3/4	4 3/4	63 1/8	12 3/4	69 1/4	74 1/2	23	lb	855	855
	Liters	450.96	192.41	132.08	84.12	12.07	12.07	160.35	32.39	175.9	189.23	58.43	kg	387	387
SUF119 500NE(A)	Gallons	119	75 3/4	52	33 1/8	4 3/4	4 3/4	63 1/8	12 3/4	69 1/4	74 1/2	23	lb	855	855
	Liters	450.96	192.41	132.08	84.12	12.07	12.07	160.35	32.39	175.9	189.23	58.43	kg	387	387

Electrical characteristics-120V-60Hz A.C., 5.0 A
"A" in model represents ASME construction
Propane gas models available
Dimensions and specifications subject to change without notice in accordance with our policy of continuous product improvement.

DocuSign Envelope ID: D05AA144-489F-4CAD-849C-3E59FDC729D1

RECOVERY CAPACITY

Model Number	Type of Gas	Input		Thermal Efficiency
		BTU/HR	kW	
SUF60 120NE(A)	Natural/Propane	120,000	35	95%
SUF100 150NE(A)	Natural/Propane	150,000	44	98%
SUF100 199NE(A)	Natural/Propane	199,900	58	97%
SUF100 250NE(A)	Natural/Propane	250,000	73	96%
SUF119 300NE(A)	Natural/Propane	300,000	88	96%
SUF119 400NE(A)	Natural/Propane	399,900	117	95%
SUF119 500NE(A)	Natural/Propane	499,900	146	95%

Model Number	U.S. GALLONS/HR AND LITRES/HR AT TEMPERATURE RISE INDICATED													
	Approx. Capacity	°F	30°F	40°F	50°F	60°F	70°F	80°F	90°F	100°F	110°F	120°F	130°F	140°F
		°C	17°C	22°C	28°C	33°C	39°C	44°C	50°C	56°C	61°C	67°C	72°C	78°C
SUF60 120NE(A)	60 U.S. Gals.	GPH	461	345	276	230	197	173	154	138	126	115	106	99
	227 Litres	LPH	1744	1308	1046	872	747	654	581	523	476	436	402	374
SUF100 150NE(A)	100 U.S. Gals.	GPH	594	445	356	297	255	223	198	178	162	148	137	127
	379 Litres	LPH	2248	1686	1349	1124	964	843	749	674	613	562	519	482
SUF100 199NE(A)	100 U.S. Gals.	GPH	783	588	470	392	336	294	261	235	214	196	181	168
	379 Litres	LPH	2965	2224	1779	1483	1271	1112	988	890	809	741	684	635
SUF100 250NE(A)	100 U.S. Gals.	GPH	970	727	582	485	416	364	323	291	264	242	224	208
	379 Litres	LPH	3671	2753	2202	1835	1573	1377	1224	1101	1001	918	847	787
SUF119 300NE(A)	119 U.S. Gals.	GPH	1164	873	698	582	499	436	388	349	317	291	269	249
	450.96 Litres	LPH	4405	3304	2643	2202	1888	1652	1468	1321	1201	1101	1017	944
SUF119 400NE(A)	119 U.S. Gals.	GPH	1535	1151	921	767	658	576	512	460	419	384	354	329
	450.96 Litres	LPH	5810	4358	3486	2905	2490	2179	1937	1743	1585	1453	1341	1245
SUF119 500NE(A)	119 U.S. Gals.	GPH	1919	1439	1151	959	822	720	640	576	523	480	443	411
	450.96 Litres	LPH	7263	5448	4358	3632	3113	2724	2421	2179	1981	1816	1676	1556

Recovery capacities are based on AHRI rated thermal efficiencies.
For ASME Construction add an "A" to the end of the model number ex: SUF60-120NE(A)

STORAGE CAPACITY

Model Number	U.S. Gallons	Liters
SUF60-120NE(A)	60	227
SUF100-150NE(A)	100	379
SUF100-199NE(A)	100	379
SUF100-250NE(A)	100	379
SUF119-300NE(A)	119	450.96
SUF119-400NE(A)	119	450.96
SUF119-500NE(A)	119	450.96

GAS LINE CONECTION SIZE

Model Number	Natural Gas	Series	Propane Gas
SUF60-120NE(A)	3/4" NPT	300/301	3/4" NPT
SUF100-150NE(A)	3/4" NPT	300/301	3/4" NPT
SUF100-199NE(A)	3/4" NPT	300/301	3/4" NPT
SUF100-250NE(A)	3/4" NPT	300/301	3/4" NPT
SUF119-300NE(A)	1 1/2" NPT	300/301	1 1/2" NPT
SUF119-400NE(A)	1 1/2" NPT	300/301	1 1/2" NPT
SUF119-500NE(A)	1 1/2" NPT	300/301	1 1/2" NPT

DocuSign Envelope ID: D05AA144-489F-4CAD-849C-3E59FDC729D1

OPTIONAL KITS

OPTIONAL CONCENTRIC VENT KITS

- SUF-120 - 250 vent kit p/n 100111100
- SUF-300 - 500 vent kit p/n 100113124



OPTIONAL LOW PROFILE TERMINATION VENT KITS

- 3" Flush Mount Vent Kit p/n 100187887
- 4" Flush Mount Vent Kit p/n 100187888
- 6" Flush Mount Vent Kit p/n 100187889

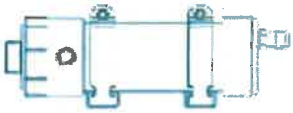

OPTIONAL CONDENSATE NEUTRALIZATION KITS

- SUF-120-199 kit p/n 100112380
- SUF-250-500 kit p/n 100112381

COMMON VENTING KITS FOR UP TO 3 WATER HEATERS (ONE KIT PER WATER HEATER REQUIRED)

Kit	Description
100227396	PVC Common Vent Kit, 120 – 250 Models
100223775	PVC Common Vent Kit, 300 – 500 Models
100227395	Polypropylene Common Vent Kit, 120 -250 Models
100223774	Polypropylene Common Vent Kit, 300 - 500 Models

Installations must comply with all national, state and local codes.
See kit instructions and corresponding water heater manual for detailed installation instructions and additional information.
50 Feet maximum equivalent length of straight pipe common vent and elbows
NOTE: Order 1 kit for each water heater
See the Common Vent Kit manual or spec sheet for detailed information.

SUGGESTED SPECIFICATION

(Natural or Propane) gas water heater(s) shall be State SUF Ultra Force model # _____ or equal, minimum 95% thermal efficiency, a storage capacity of _____ gallons, an rating of _____ BTUs per hour, a recovery rating of ___ gallons per hour (gph) at 100°F rise and a maximum hydrostatic working pressure of 160 PSI. Water heater(s) shall:

1. Modulating gas burner that automatically adjusts the input based on demand; 2. No charge connectivety shall be provided allowing for remote viewing and fault notificaion via app. 3. Powered anodes that are non sacrificial and maintenance free; 4. Have seamless glass-lined steel tank construction, with glass lining applied to all water-side surfaces after the tank has been assembled and welded; 5. Meets the thermal efficiency and/or standby loss requirements of the U. S. Department of Energy and current edition of ASHRAE/IES 90.1; 5. Have foam insulation and a CSA Certified and ASME rated T&P relief valve; 7. Have a down-fired power burner designed for precise mixing of air and gas for optimum efficiency, requiring no special calibration on start-up; 8. Be approved for 0" clearance to combustibles on sides and rear and 1 1/2" on top.

The control shall be an integrated solid-state temperature and ignition control device with integral diagnostics, graphical user interface, fault history display, and shall have digital temperature readout.

1. All models are design certified by Underwriters Laboratories (UL), Inc., according to ANSI Z21.10.3 - CSA 4.3 standards governing storage type water heaters; 2. Meet the thermal efficiency and standby loss requirements of the U. S. Department of Energy and current edition ASHRAE/IES 90.1. Complies with SCAQMD Rule 1146.2 and other air quality management districts with similar requirements for low NOx emissions.

120K-250K BTU INPUT:

For Standard Power Venting: Water heater(s) shall be suitable for standard power venting using a (3" or 4") ____ diameter PVC pipe for a total distance of (50 ft. or 120 ft.) ____ equivalent feet of vent piping. For Power Direct Venting: Water heater(s) shall be suitable for power direct venting using a (3" or 4") ____ diameter PVC pipe for a total distance of (50 ft. or 120 ft.) ____ equivalent feet of vent piping and (50 ft. or 120 ft.) ____ equivalent feet of intake air piping.

300K - 500K BTU INPUT:

For Standard Power Venting: Water heater(s) shall be suitable for standard power venting using a (4" or 6") ____ diameter PVC pipe for a total distance of (70 ft. or 120 ft.) ____ equivalent feet of vent piping. For Power Direct Venting: Water heater(s) shall be suitable for power direct venting using a (4" or 6") ____ diameter PVC pipe for a total distance of (70 ft. or 120 ft.) ____ equivalent feet of vent piping and (70 ft. or 120 ft.) ____ equivalent feet of intake air piping.

Operation of the water heater(s) in a closed system where thermal expansion has not been compensated for (with a properly sized thermal expansion tank) will void the warranty.

© June 2018 State Water Heaters. All Rights Reserved

DocuSign Envelope ID: D05AA144-489F-4CAD-849C-3E59FDC729D1

Scheduled

Commercial Gas Water Heaters

CYCLONE® Mxi MODULATING

MODULATING BURNER ADVANCES THE CYCLONE TO HIGHER LEVELS OF EFFICIENCY

The full line of A. O. Smith Cyclone Mxi condensing water heaters has been designed to provide years of dependable service and feature industry leading technology. Models are available from 120,000 to 500,000 Btu/h and all deliver thermal efficiencies of 95% and higher. The unique helical coil heat exchanger limits weld joints for optimal service life while maximizing heat transfer.

Cyclone is the industry leader in high efficiency commercial water heating. The current Mxi modulating models adjust firing rate to the specific demand further increasing efficiency and money savings.

INTELLIGENT CONTROL SYSTEM WITH TOUCH SCREEN DISPLAY AND ICOMM CONNECTIVETY ONBOARD*

- Exclusive A. O. Smith designed color touch display control system
- Provides detailed water heater status information
- Precise temperature control adjustable from 90 to 180 degrees
- Built-in diagnostics
- Run history information
- *Cyclone Mxi models manufactured March 1, 2018 to present come standard with iCOMM Wi-Fi connectivety onboard. Remotely monitor and adjust the water heater via the A. O. Smith app. No charge connectivety using Wi-Fi or Ethernet connection.
- Intelligent Demand Response (IDR) feature senses large water draws and automatically adjusts the differential setpoint. This feature increases the hot water available when it is needed the most.

SUBMERGED COMBUSTION CHAMBER, WITH HELICAL HEAT EXCHANGER COIL

- Positioned in center of tank, surrounded by water to virtually eliminate radiant heat loss from chamber
- Direct spark ignition
- Spiral heat exchanger keeps hot burner gases swirling, uses centrifugal force to maximize efficiency of heat transfer to water in tank
- Spiral heat exchanger reduces lime scale from forming on water-side surfaces, which maintains energy efficiency over time

POWERED ANODES STANDARD ON ALL MODELS

- Provides long-lasting tank protection in varying water conditions
- Powered anodes are non-sacrificial
- Automatically adjusts output needed to properly protect the tank

PERMAGLAS® ULTRA COAT™ GLASS LINING

- Glass coating is applied using a liquid slush coating technique to ensure uniform coating
- Heat exchanger coil is glassed both externally and internally for optimum protection

MECHANICAL VENTING VERSATILITY

- Conventional power venting or direct venting
- Vents vertically or through a sidewall
- Front located exhaust and condensate connections allow for easy install and access
- Vents with low cost PVC Schedule 40 intake and exhaust pipe. Approved for optional CPVC Schedule 40, Polypropylene and AL29-4C stainless steel vent materials
- Direct-vent intake and exhaust pipe can terminate separately outside building or through single opening, using concentric vent assembly
- Canadian installations require ULC S636 PVC/CPVC, ULC S636 Polypropylene and AL29-4C stainless steel pipe for intake and exhaust

HIGH EFFICIENCY MODULATING PRE-MIX POWERED BURNER

- Down-fired pre-mix burner provides optimum efficiency and quiet operation
- Top-mounted burner position prevents condensation from affecting burner operation

3-YEAR LIMITED TANK / 1-YEAR LIMITED PARTS WARRANTY

- For complete warranty information, consult written warranty or go to hotwater.com

BTH-120(A) THROUGH BTH-500(A)
MODEL SHOWN:
BTH-199(A) SERIES 300/301

Low Lead Content · ENERGY STAR · CERTIFIED UL WATER QUALITY · ASME HLW · GAS-FIRED c UL us LISTED · iCOMM · AHRI CERTIFIED · ASME (Optional)

©September 2020 | A. O. Smith Corporation. All Rights Reserved

DocuSign Envelope ID: D05AA144-489F-4CAD-849C-3E59FDC729D1

OTHER FEATURES:

SPACE-SAVING DESIGN FOR INSTALLATION FLEXIBILITY

- Easy-to-remove top cover for convenient access to serviceable parts
- 0" installation clearances on sides and rear, 1-1/2" installation clearance on top
- Handhole cleanout allows easy access to tank interior for cleaning
- 0" clearance to combustibles, approved for installation on combustible floors

CODES AND STANDARDS

- CSA certified and ASME rated T&P relief valve
- Maximum hydrostatic working pressure: 160 psi
- All models are design certified by Underwriters Laboratories (UL), Inc., to ANSI Z21.10.3 - CSA 4.3 Standards
- Meets the thermal efficiency and standby loss requirements of the U.S. Department of Energy and current edition ASHRAE/IES 90.1
- Design Certified by Underwriters Laboratories to NSF standard 5 for 180°F (62°C) water
- Complies with SCAQMD Rule 1146.2 and other Air Quality Management Districts with similar requirements for ultra low-NOx emissions
- ASME tank construction optional on 120-500 model sizes

VENT REQUIREMENTS FOR BTH 120(A) - 250(A)

Number of 90° Elbows Installed	3 Inch Pipe	4 Inch Pipe
	Maximum Feet (Meters)	Maximum Feet (Meters)
One (1)	45 feet (13.7 meters)	115 feet (35 meters)
Two (2)	40 feet (12.2 meters)	110 feet (33.5 meters)
Three (3)	35 feet (10.7 meters)	105 feet (32 meters)
Four (4)	30 feet (9.1 meters)	100 feet (30.5 meters)
Five (5)	N/A	95 feet (29 meters)
Six (6)	N/A	90 feet (27.4 meters)

VENT REQUIREMENTS FOR BTH 300(A) - 500(A)

Number of 90° Elbows Installed	4 Inch Pipe	6 Inch Pipe
	Maximum Feet (Meters)	Maximum Feet (Meters)
One (1)	65 feet (19.8 meters)	115 feet (35 meters)
Two (2)	60 feet (18.2 meters)	110 feet (33.5 meters)
Three (3)	55 feet (16.8 meters)	105 feet (32 meters)
Four (4)	50 feet (15.2 meters)	100 feet (30.5 meters)
Five (5)	45 feet (13.7 meters)	95 feet (29 meters)
Six (6)	40 feet (12.2 meters)	90 feet (27.4 meters)

GAS PRESSURE REQUIREMENTS

Model Number	Manifold Pressure		Minimum Supply Pressure		Maximum Supply Pressure	
	Natural Gas	Propane Gas	Natural Gas	Propane Gas	Natural Gas	Propane Gas
BTH-120(A)	0"W.C. (0 kPa)	0"W.C. (0 kPa)	3.5"W.C. (1.10 kPa)	8.5"W.C. (2.12 kPa)	14"W.C. (3.49 kPa)	14"W.C. (3.49 kPa)
BTH-150(A)	0"W.C. (0 kPa)	0"W.C. (0 kPa)	3.5"W.C. (1.10 kPa)	8.5"W.C. (2.12 kPa)	14"W.C. (3.49 kPa)	14"W.C. (3.49 kPa)
BTH-199(A)	0"W.C. (0 kPa)	0"W.C. (0 kPa)	3.5"W.C. (1.10 kPa)	8.5"W.C. (2.12 kPa)	14"W.C. (3.49 kPa)	14"W.C. (3.49 kPa)
BTH-250(A)	0"W.C. (0 kPa)	0"W.C. (0 kPa)	3.5"W.C. (1.10 kPa)	8.5"W.C. (2.12 kPa)	14"W.C. (3.49 kPa)	14"W.C. (3.49 kPa)
BTH-300(A)	0"W.C. (0 kPa)	0"W.C. (0 kPa)	4.8"W.C. (1.19 kPa)	8.5"W.C. (2.12 kPa)	14"W.C. (3.49 kPa)	14"W.C. (3.49 kPa)
BTH-400(A)	0"W.C. (0 kPa)	0"W.C. (0 kPa)	4.8"W.C. (1.19 kPa)	8.5"W.C. (2.12 kPa)	14"W.C. (3.49 kPa)	14"W.C. (3.49 kPa)
BTH-500(A)	0"W.C. (0 kPa)	0"W.C. (0 kPa)	4.8"W.C. (1.19 kPa)	8.5"W.C. (2.12 kPa)	14"W.C. (3.49 kPa)	14"W.C. (3.49 kPa)

Depending on the installed equivalent length, and/or the number of appliances connected, the supply gas line size may need to be increased beyond the minimum required size.

DocuSign Envelope ID: D05AA144-489F-4CAD-849C-3E59FDC729D1

Commercial Gas Water Heaters

BTH 120-250

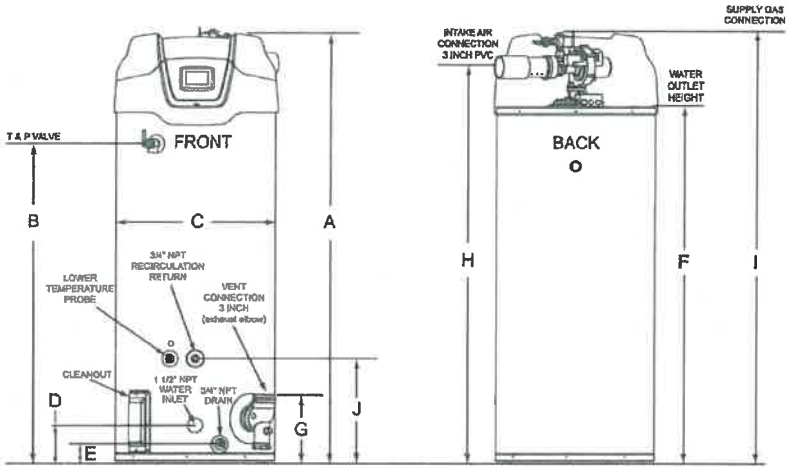

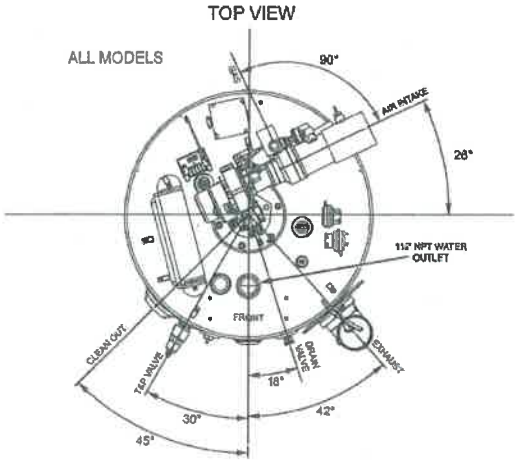

* Center line of water outlet on top of the water heaters is approximately 7 inches from the front edge of the water heater

Model Number	Approx. Capacity		Dimensions										lb/kg	Approx. Shipping Weight Std	Approx. Shipping Weight ASME
			A	B	C	D	E	F	G	H	I	J			
BTH-120(A)	Gallons	60	55 1/2	35	27 3/4	6 5/16	3	42 1/4	11 1/4	48 1/2	53 1/2	18 1/4	lb	460	490
	Liters	227	141	88.9	70.5	16	7.62	107.32	28.6	123.2	135.9	46.36	kg	208	220
BTH-150(A)	Gallons	100	76 1/2	56 3/8	27 3/4	6 5/16	3	64	11 1/4	70	75 1/2	18 1/4	lb	523	553
	Liters	379	194.9	143.2	70.5	16	7.62	162.6	28.6	177.8	191.8	46.36	kg	237	251
BTH-199(A)	Gallons	100	76 1/2	56 3/8	27 3/4	6 5/16	3	64	11 1/4	70	75 1/2	18 1/4	lb	523	553
	Liters	379	194.9	143.2	70.5	16	7.62	162.6	28.6	177.8	191.8	46.36	kg	237	251
BTH-250(A)	Gallons	100	76 1/2	56 3/8	27 3/4	6 5/16	3	64	11 1/4	70	75 1/2	18 1/4	lb	523	553
	Liters	379	194.9	143.2	70.5	16	7.62	162.6	28.6	177.8	191.8	46.36	kg	237	251

Electrical characteristics-120V-60Hz A.C., 5.0 A
"A" in model represents ASME construction
Propane gas models available
Dimensions and specifications subject to change without notice in accordance with our policy of continuous product improvement.

DocuSign Envelope ID: D05AA144-489F-4CAD-849C-3E59FDC729D1

Commercial Gas Water Heaters

BTH 300-500

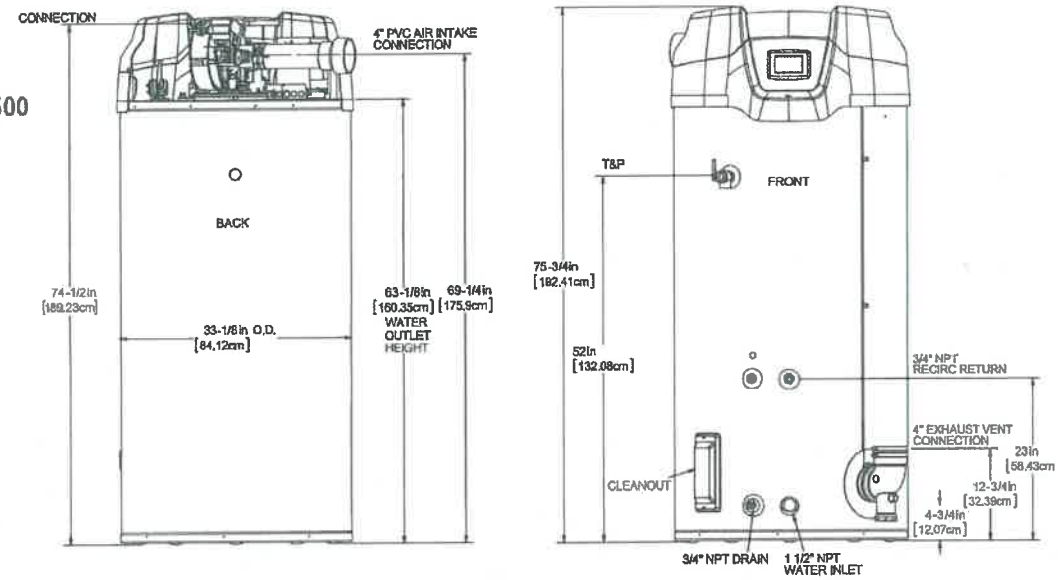

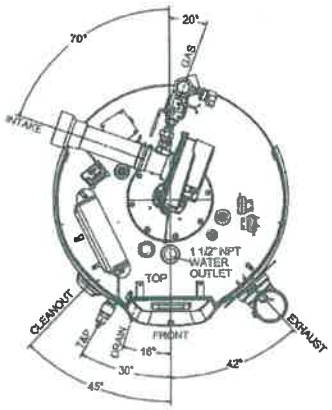

Model Number	Approx. Capacity		Dimensions										lb/kg	Approx. Shipping Weight Std	Approx. Shipping Weight ASME
			A	B	C	D	E	F	G	H	I	J			
BTH-300(A)	Gallons	119	75 3/4	52	33 1/8	4 3/4	4 3/4	63 1/8	12 3/4	69 1/4	74 1/2	23	lb	855	855
	Liters	450.96	192.41	132.08	84.12	12.07	12.07	160.35	32.39	175.9	189.23	58.43	kg	387	387
BTH-400(A)	Gallons	119	75 3/4	52	33 1/8	4 3/4	4 3/4	63 1/8	12 3/4	69 1/4	74 1/2	23	lb	855	855
	Liters	450.96	192.41	132.08	84.12	12.07	12.07	160.35	32.39	175.9	189.23	58.43	kg	387	387
BTH-500(A)	Gallons	119	75 3/4	52	33 1/8	4 3/4	4 3/4	63 1/8	12 3/4	69 1/4	74 1/2	23	lb	855	855
	Liters	450.96	192.41	132.08	84.12	12.07	12.07	160.35	32.39	175.9	189.23	58.43	kg	387	387

Electrical characteristics-120V-60Hz A.C., 5.0 A
"A" in model represents ASME construction
Propane gas models available
Dimensions and specifications subject to change without notice in accordance with our policy of continuous product improvement.

DocuSign Envelope ID: D05AA144-489F-4CAD-849C-3E59FDC729D1

Commercial Gas Water Heaters

RECOVERY CAPACITY

Model Number	Type of Gas	Input		Thermal Efficiency
		BTU/HR	kW	
BTH-120(A)	Natural/Propane	120,000	35	95%
BTH-150(A)	Natural/Propane	150,000	44	98%
BTH-199(A)	Natural/Propane	199,900	58	97%
BTH-250(A)	Natural/Propane	250,000	73	96%
BTH-300(A)	Natural/Propane	300,000	88	96%
BTH-400(A)	Natural/Propane	399,900	117	95%
BTH-500(A)	Natural/Propane	499,900	146	95%

Model Number	U.S. GALLONS/HR AND LITRES/HR AT TEMPERATURE RISE INDICTATED													
	Approx. Capacity	°F	30°F	40°F	50°F	60°F	70°F	80°F	90°F	100°F	110°F	120°F	130°F	140°F
		°C	17°C	22°C	28°C	33°C	39°C	44°C	50°C	56°C	61°C	67°C	72°C	78°C
BTH-120(A)	60 U.S. Gals.	GPH	461	345	276	230	197	173	154	138	126	115	106	99
	227 Litres	LPH	1743	1308	1046	872	747	654	581	523	475	436	402	374
BTH-150(A)	100 U.S. Gals.	GPH	594	445	356	297	255	223	198	178	162	148	137	127
	379 Litres	LPH	2248	1686	1349	1124	963	843	749	674	613	562	519	482
BTH-199(A)	100 U.S. Gals.	GPH	783	588	470	392	336	294	261	235	214	196	181	168
	379 Litres	LPH	2965	2224	1779	1483	1271	1112	988	890	809	741	684	635
BTH-250(A)	100 U.S. Gals.	GPH	970	727	582	485	416	364	323	291	264	242	224	208
	379 Litres	LPH	3670	2753	2202	1835	1573	1376	1223	1101	1001	918	847	786
BTH-300(A)	119 U.S. Gals.	GPH	1164	873	698	582	499	436	388	349	317	291	269	249
	450.96 Litres	LPH	4405	3304	2643	2202	1888	1652	1468	1321	1201	1101	1017	944
BTH-400(A)	119 U.S. Gals.	GPH	1535	1151	921	767	658	576	512	460	419	384	354	329
	450.96 Litres	LPH	5810	4358	3486	2905	2490	2179	1937	1743	1585	1453	1341	1245
BTH-500(A)	119 U.S. Gals.	GPH	1919	1439	1151	959	822	720	640	576	523	480	443	411
	450.96 Litres	LPH	7263	5448	4358	3632	3113	2724	2421	2179	1981	1816	1676	1556

Recovery capacities are based on AHRI rated thermal efficiencies.
For ASME Construction add an "A" to the end of the model number ex: BTH-120A.

STORAGE CAPACITY

Model Number	U.S. Gallons	Liters
BTH 120	60	227
BTH 150	100	379
BTH 199	100	379
BTH 250	100	379
BTH 300	119	450.96
BTH 400	119	450.96
BTH 500	119	450.96

GAS LINE CONNECTION SIZE

Model	Series	Natural Gas	Propane Gas
BTH 120	300/301	3/4" NPT	3/4" NPT
BTH 150	300/301	3/4" NPT	3/4" NPT
BTH 199	300/301	3/4" NPT	3/4" NPT
BTH 250	300/301	3/4" NPT	3/4" NPT
BTH 300	300/301	1-1/2" NPT	1-1/2" NPT
BTH 400	300/301	1-1/2" NPT	1-1/2" NPT
BTH 500	300/301	1-1/2" NPT	1-1/2" NPT

DocuSign Envelope ID: D05AA144-489F-4CAD-849C-3E59FDC729D1

Commercial Gas Water Heaters

OPTIONAL KITS

OPTIONAL CONCENTRIC VENT KITS

- BTH-120 - 250 vent kit p/n 100111100
- BTH-300 - 500 vent kit p/n 100113124

OPTIONAL LOW PROFILE TERMINATION VENT KITS

- 3" Flush Mount Vent Kit p/n 100187887
- 4" Flush Mount Vent Kit p/n 100187888
- 6" Flush Mount Vent Kit p/n 100187889

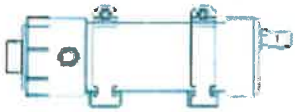

OPTIONAL CONDENSATE NEUTRALIZATION KITS

- BTH-120-300 kit p/n 100289339
- BTH-400-500 kit p/n 100289340

COMMON VENTING KITS FOR UP TO 3 WATER HEATERS (ONE KIT PER WATER HEATER REQUIRED)

Kit	Description
100227396	PVC Common Vent Kit, 120 – 250 Models
100223775	PVC Common Vent Kit, 300 – 500 Models
100227395	Polypropylene Common Vent Kit, 120 -250 Models
100223774	Polypropylene Common Vent Kit, 300 - 500 Models

Installations must comply with all national, state and local codes.
See kit instructions and corresponding water heater manual for detailed installation instructions and additional information.
50 Feet maximum equivalent length of straight pipe common vent and elbows
NOTE: Order 1 kit for each water heater.
See the Common Vent Kit manual or spec sheet for detailed information.

OPTIONAL LEAK DETECTION KIT

- BTH-120 - 500 kit p/n 100302557

SPECIFICATION

(Natural or Propane) gas water heater(s) shall be A. O. Smith Cyclone Mxi model # _____ or equal, minimum 95% thermal efficiency, a storage capacity of _____ gallons, an input rating of _____ BTUs per hour, a recovery rating of _____ gallons per hour (gph) at 100°F rise and a maximum hydrostatic working pressure of 160 psi. Water heater(s) shall: 1. Modulating gas burner that automatically adjusts the input based on demand. 2. Powered anodes that are non sacrificial and maintenance free. 3. Have seamless glass-lined steel tank construction, with glass lining applied to all water-side surfaces after the tank has been assembled and welded; 4. Meets the thermal efficiency and/or standby loss requirements of the U. S. Department of Energy and current edition of ASHRAE/IES 90.1; 5. Have foam insulation and a CSA Certified and ASME rated T&P relief valve; 6. Have a down-fired power burner designed for precise mixing of air and gas for optimum efficiency, requiring no special calibration on start-up; 7. Be approved for 0" clearance to combustibles.

The control shall be an integrated solid-state temperature and ignition control device with integral diagnostics, graphic user interface, fault history display, and shall have digital temperature readout. No charge connectivety shall be provided allowing for remote viewing and fault notificaion via app. 1. All models are design certified by Underwriters Laboratories (UL), Inc., according to ANSI Z21.10.3 - CSA 4.3 standards governing storage type water heaters; 2. Meet the thermal efficiency and standby loss requirements of the U. S. Department of Energy and current edition ASHRAE/IES 90.1. Complies with SCAQMD Rule 1146.2 and other air quality management districts with similar requirements for low NOx emissions.

120K-250K BTU Input: For Standard Power Venting: Water heater(s) shall be suitable for power venting using a (3" or 4") _____ diameter PVC pipe for a total distance of (50 ft or 120 ft.) _____ equivalent feet of vent piping. For Power Direct Venting: Water heater(s) shall be suitable for power direct venting using a (3" or 4") _____ diameter PVC pipe for a total distance of (50 ft or 120 ft.) _____ equivalent feet of vent piping and (50 ft. or 120 ft.)_____ equivalent feet of intake air piping.

300K - 500K BTU Input: For Standard Power Venting: Water heater(s) shall be suitable for standard power venting using a (4" or 6")_____ diameter PVC pipe for a total distance of (70 ft. or 120 ft.)_____ equivalent feet of vent piping. For Power Direct Venting: Water heater(s) shall be suitable for power direct venting using a (4" or 6") _____ diameter PVC pipe for a total distance of (70 ft or 120 ft.) _____ equivalent feet of vent piping and (70 ft. or 120 ft.)_____ equivalent feet of intake air piping.

Operation of the water heater(s) in a closed system where thermal expansion has not been compensated for (with a properly sized thermal expansion tank) will void the warranty.

For Technical Information, call 800-527-1953. A. O. Smith Corporation reserves the right to make product changes or improvements without prior notice.

©September 2020 | A. O. Smith Corporation. All Rights Reserved

DOWNES CONSTRUCTION COMPANY

PCO #015

Downes Construction Company
200 Stanley St
New Britain, Connecticut 06051
Phone: (860) 229-3755
Fax: 860 225-3617

Project: 25-01-0447 - Killingly Memorial School
Killingly, Connecticut

Prime Contract Potential Change Order #015: CM ALT #01 Wheelchair Lift

TO:	Town of Killingly 172 Main Street Killingly, Connecticut 06239	**FROM:**	Downes Construction Company 200 Stanley St New Britain, Connecticut 06051
PCO NUMBER/REVISION:	015 / 0	**CONTRACT:**	25-01-0447 - Killingly Memorial School
REQUEST RECEIVED FROM:	Chris Filomeno **(Acoustics, Inc.)**	**CREATED BY:**	Dominic Madigan **(Downes Construction Company)**
STATUS:	Pending - In Review	**CREATED DATE:**	3/27/2023
REFERENCE:	CM Alternate #01	**PRIME CONTRACT CHANGE ORDER:**	None
FIELD CHANGE:	No		
LOCATION:		**ACCOUNTING METHOD:**	Amount Based
SCHEDULE IMPACT:	0 days	**PAID IN FULL:**	No
EXECUTED:	No	**SIGNED CHANGE ORDER RECEIVED DATE:**	
		TOTAL AMOUNT:	$0.00

POTENTIAL CHANGE ORDER TITLE: CM ALT #01 Wheelchair Lift

CHANGE REASON: Client Request

POTENTIAL CHANGE ORDER DESCRIPTION: *(The Contract Is Changed As Follows)*
CE #015 - CM Alternate #01 Wheelchair Lift
Furnish all labor, material and equipment to complete wheelchair scope of work in accordance with CM Alternate No. 01. Scope originally purchased with the elevator bid package for $150,000, which was credited back to client with value management PCO because General Trades alternate was cheaper way to purchase scope.

ATTACHMENTS:

#	Budget Code	Description	Amount
1	001.06-100.S Construction.General Trades.Subcontractor	General Trades	$36,000.00
2	001.70-001.M Construction.Contingency.Material (Procore)	Contingency	$(36,000.00)
		Grand Total:	**$0.00**

Antinozzi Associates
271 Fairfield Ave.
Bridgeport, Connecticut 06604

DocuSigned by:
David Ferris 4/12/2023
SIGNATURE DATE

Town of Killingly
172 Main Street
Killingly, Connecticut 06239

SIGNATURE DATE

Downes Construction Company
200 Stanley St
New Britain, Connecticut 06051

DocuSigned by:
Dominic Madigan 4/12/2023
SIGNATURE DATE

DocuSign Envelope ID: 398D5D05-C7E4-4219-A4AD-B1BF15F77E7F

BID FORM

1/25/23

PROJECT:

DATE: 2/9/23

KILLINGLY MEMORIAL SCHOOL
339 MAIN STREET
DANIELSON, CT 06239
STATE PROJECT NO. 069-0069 RNV

Acoustics Inc. Bid Form for BP#2.6.1 General Trades
See page #6 for wheelchair alternate pricing.

TO:
CONSTRUCTION MANAGER:
DOWNES CONSTRUCTION COMPANY, LLC
200 STANLEY STREET
NEW BRITAIN, CT 06051

Pursuant to and in compliance with the "Invitation to Bid" dated 1/26/23 the undersigned,

Acoustics Inc
(Name of Bidding Firm)

having visited the site, familiarized him/ herself with the conditions present and carefully examined all Contract Documents (Invitation To Bid, Bid Package Scope of Work, Downes Construction's Supplemental Instructions, General Items – All Trade Packages, complete Specifications and Drawings together with all Addenda) issued and received prior to closing time for receipt of bids as prepared by Downes Construction (Construction Manager), the Town of Killingly, Antinozzi Associates (Architect), their consultants and hereby offers and agrees as follows:
To provide all labor, materials, equipment, tools, transportation, supervision, appurtenances and services required to diligently perform all work in connection with the above referenced project to the satisfaction of the Architect, Engineer Consultants, Construction Manager and Owner, specifically including the following Bid Package for the lump sum price as follows:

BID PACKAGE # AND DESCRIPTION:	4.6.1- General Trades
The undersigned hereby states that all work will be completed for the lump sum of:	
Lump Sum Bid <u>in Words</u> (Including bonds):	One Million Sixty Seven Thoudand (Bid in words)
Lump Sum Bid <u>Numerically</u> (Including bonds):	$ 1,067,000.00 (Bid in numbers)
<u>Breakout</u> cost for 100% Performance and Labor and Material Payment Bonds <u>Numerically</u>:	$ 15,181.00 (Bond breakout in numbers)

Use the following section for **<u>COMBINED BIDS ONLY</u>**. Indicate N/A or leave blank if submitting a bid on only one package above or are electing not to submit a combined bid. Combination bids for any combination of bid

BID FORM

1/25/23

packages will be accepted, provided the Bidder submits a bid for the individual packages to be combined. Combination bids are allowed only for bids due at the same time. Bid Combination offers should be submitted by letter in separate envelope marked "Combination Bid for Bid Packages (BP No. & Description)". The letter must be on a business letterhead and bear the signature of the individual signing the bid. A separate bid bond is not required for the combination bid. Bid Bonds for the individual bids are required.

COMBINED BIDS FOR BID PACKAGE #(s) AND DESCRIPTION(s): (Fill in to right)	
The undersigned hereby states that all work for the above COMBINED bid packages will be completed for the lump sum of:	
Lump Sum Bid in words (including bonds):	
Lump Sum Bid Numerically (including bonds):	$ (Bid in numbers)
Breakout cost for 100% Performance and Labor and Material Payment Bonds Numerically:	$ (Bond breakout in numbers)

We further agree that this price is all-inclusive and that all contract documents have been reviewed and that every question, conflict or issue has been addressed to our satisfaction. Therefore, no change orders will be issued unless unforeseen conditions are encountered or the owner or owner's representatives revise the scope of the work.

The following is a breakdown of our lump sum base bid as may be requested in the bid package scope of work:

Description	Unit	Qty	Value

BID FORM

1/25/23

BID FORM

1/25/23

Lump Sum Bid			$
Total Estimated On-Site Manhours:			

A. The bid includes the Addenda listed below:

Addendum #	Dated
1	
2	
3	
4	

Addendum #	Dated
5	
6	
7	
8	

B. Alternate Bids are proposed as follows: Indicate N/A in any blank spaces. Alternate Bids are in addition to the base bid may affect the lowest responsible bidder. Alternates may be accepted in any order. (See Specifications Section 01 23 00 for full descriptions of alternates).

Alternate #	Description	Alternate Bid (Including Bonds)
1	DEDUCT EPDM Roof Membrane 60 Mill Thickness	
2	ADD New Suspended Ceilings Existing Classrooms	
3	NOT USED	
4	NOT USED	
5-A	ADD Door Hardware (Dorma)	$3,780.00
5-B	ADD Door Hardware (Assa Abloy)	$84,480.00
6	NOT USED	
7	ADD Electrical Generator	
8	DEDUCT Fixed Cabinetry	
9	DEDUCT Replace Classroom Sinks	

BID FORM

1/25/23

10	DEDUCT Media Center Ceiling Tiles	
11	DEDUCT Kitchen Freezer Addition	
12	ADD Security Glazing at Addition	
13	ADD Full Alarm Replacement System	
14	ADD Outdoor Classroom	
15	ADD Acoustic Ceiling Panels In Gymnasium	
CM ALT #1	ADD Wheelchair Lift	$36,000.00

C. Allowances are <u>included in the base bid</u> as follows as requested in the Bid Package Scope of Work. The undersigned bidder acknowledges that OH&P for these allowances are NOT included in the allowance but rather in the base bid separately. Unit Prices that may be used to arrive at allowances shall be valid for the life of the project. Un-used portions of allowances will be credited by deduct change order a project conclusion. Indicate N/A for those allowances that are not applicable to the bidders bid package or if none are requested in the bid package. Bidder to complete all calculations for allowances for their bid packages. Exclusion of allowances is NOT permissible. **(Refer to Individual Bid Package Scopes of Work for allowances to be included in the lump sum bid)**

BP 2.3.1 – Concrete:				
Allowance 1	**Misc. Concrete Slab / Wall Patching**			
	Description	**Quantity**	**Unit Price**	**Amount**
A	Foreman / Supervision (included w/blended rate below)	Included in blended rate below	Included in blended rate below	Included in blended rate below
B	200 Blended Hours	200 Hours		
C	Misc. Material and Equipment as it relates to additional slab infill work due to unforeseen pre-existing conditions (total area unknown at this time)	1 Lump Sum	$7,500	$7,500
			Total Allowance 1 Included in Base Bid (Bidder to calculate):	
Allowance 2				
	Description	**Quantity**	**Unit Price**	**Amount**
A				
B				

DOWNES CONSTRUCTION COMPANY

PCO #017B

Downes Construction Company
200 Stanley St
New Britain, Connecticut 06051
Phone: (860) 229-3755

Project: 25-01-0447 - Killingly Memorial School
Killingly, Connecticut

Prime Contract Potential Change Order #017B: Added VM Nystrom Floor Grille

TO:	Town of Killingly 172 Main Street Killingly, Connecticut 06239	**FROM:**	Downes Construction Company 200 Stanley St New Britain, Connecticut 06051
PCO NUMBER/REVISION:	017B / 0	**CONTRACT:**	25-01-0447 - Killingly Memorial School
REQUEST RECEIVED FROM:	Tim Cloud **(M. Frank Higgins & Co., Inc.)**	**CREATED BY:**	Dominic Madigan **(Downes Construction Company)**
STATUS:	Pending - In Review	**CREATED DATE:**	4/17/2023
REFERENCE:	Higgins Proposal 22-603	**PRIME CONTRACT CHANGE ORDER:**	None
FIELD CHANGE:	No		
LOCATION:		**ACCOUNTING METHOD:**	Amount Based
SCHEDULE IMPACT:	0 days	**PAID IN FULL:**	No
EXECUTED:	No	**SIGNED CHANGE ORDER RECEIVED DATE:**	
		TOTAL AMOUNT:	($13,856.00)

POTENTIAL CHANGE ORDER TITLE: Added VM Nystrom Floor Grille

CHANGE REASON: Design Development

POTENTIAL CHANGE ORDER DESCRIPTION: *(The Contract Is Changed As Follows)*
CE #017B - Added Value Management - Nystrom Floor Grille model GE38-FSAM
Furnish additional credit above and beyond original credit of ($18,939) included with PCO#017.

Summary:

- ($18,939) - Included in PCO#017
- ($13,856) - Included in PCO#017B
- ($32,795) - Total Floor Grille Value Management

ATTACHMENTS:

#	Budget Code	Description	Amount
1	001.09-600.S Construction.Flooring.Subcontractor	Flooring	$(13,856.00)
		Grand Total:	**$(13,856.00)**

Antinozzi Associates
271 Fairfield Ave.
Bridgeport, Connecticut 06604

SIGNATURE **DATE**

Town of Killingly
172 Main Street
Killingly, Connecticut 06239

SIGNATURE **DATE**

Downes Construction Company
200 Stanley St
New Britain, Connecticut 06051

DocuSigned by:
Dominic Madigan 4/21/2023
FC0407...

SIGNATURE **DATE**

DocuSign Envelope ID: 6E5F1C00-BC5C-4530-A1E1-EBEB4641BAF0

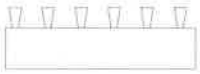

GE38S

QTY	MODEL	WIDTH	LENGTH	FINISH	LOCATION

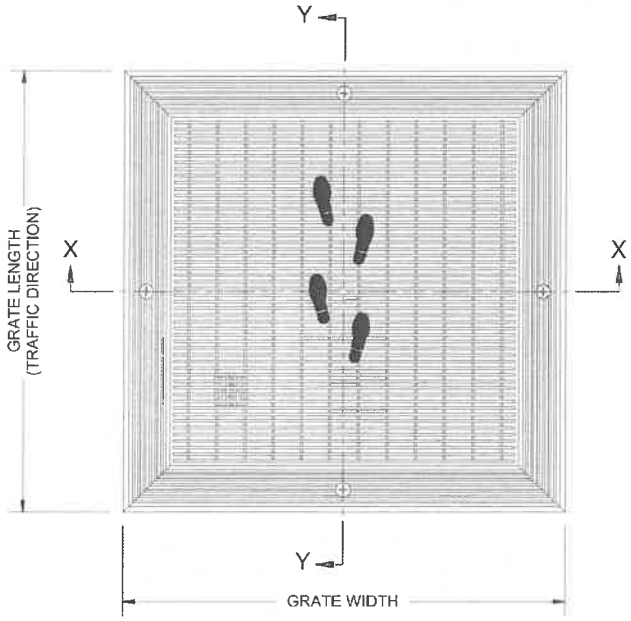

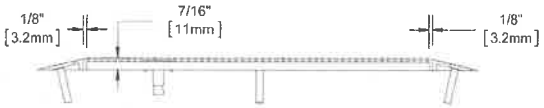

SECTION Y-Y

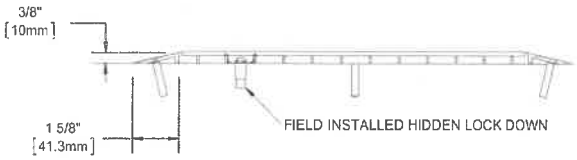

SECTION X-X

NOTES:
- FRAME ANCHOR SPACING: 6" FROM CORNERS, 24" MAX
- ALL RAIL COMPONENTS ARE MADE OF TYPE 304 STAINLESS STEEL, ALL FRAME COMPONENTS ARE MADE OF 6063-T5 ALUMINUM ALLOY
- FOR MAXIMUM STRENGTH, EACH JOINT BETWEEN SURFACE WIRES AND SUPPORT RODS SHALL BE RESISTANCE WELDED. BECAUSE OF THE MANUFACTURING PROCESS USED TO DO THIS, THE SURFACE WIRES AND SUPPORT RODS ARE NOT PERPENDICULAR, AND THE WIRES AND RODS OF ADJACENT SECTIONS WILL NOT BE ALIGNED.
- GRATE IS MADE WITH .093" X .156" (2.4mm X 4.0mm) STAINLESS STEEL WIRE SPACED .233 (5.9mm) O.C. AND WELDED SUPPORT RODS SPACED 1" (25.4mm) O.C.
- TREAD WIRE MUST RUN PERPENDICULAR TO TRAFFIC DIRECTION
- ADDITIONAL INFORMATION CAN BE FOUND IN THE PRODUCT SPECIFICATION AND IS CONSIDERED PART OF THIS TRANSMITTAL.
- FRAME MODEL NUMBER: FE38SAM

PROPRIETARY AND CONFIDENTIAL: THE INFORMATION CONTAINED IN THIS DRAWING IS THE SOLE PROPERTY OF NYSTROM. ANY REPRODUCTION IN PART OR AS A WHOLE WITHOUT THE WRITTEN PERMISSION OF NYSTROM IS PROHIBITED.

PROJECT:				
ARCHITECT:				
CONTRACTOR:				
nystrom 9300 73rd Avenue North Minneapolis, MN 55428				DESCRIPTION: eleGRIL®, 3/8", Stainless Steel Grate with Surface Mount, Level Bed, Aluminum Frame
	NAME	DATE	SIZE	DWG. NO. GE38-FSAM
DRAWN	DKL	4/15/15	A	
RELEASED	PE	4/15/15	SCALE: NTS	SHEET 1 OF 1 REV B

DocuSign Envelope ID: 6E5F1C00-BC5C-4530-A1E1-EBEB4641BAF0

VE OPTIONS

199 White Oak Drive
Berlin, CT 06037
Phone (860) 953-6826 Fax (860) 953-9420

Date: 12/9/2022

Proposal Number: 22-603

SUBMITTED TO:
Downes

PROJECT:
Killingly Memorial School
339 Main Street
Danielson, CT 06239

PROPOSAL VALID FOR 30 DAYS FROM THIS DATE

Attn:
Phone:
Fax:
Plans Dated: 11/2/22

Furnish and Install per plans and Specifications:

Addenda: 1,2,3,4,5,6

Total -$32,795.00

Floor Grilles - Alternate Manufacturer
DEDUCT: CS Group Floormations Cross Hatch w/ Recycled Rubber - Teal Slate
DEDUCT:CS Group - Gridline G62
~~ADD: Nystrom proGRIL GP98 w/ Frame - 1-1/8" Depth 304 SST Recessed Walk-off Grille~~
~~ADD: Nystrom eleGRIL GE98 w/ Frame - 1-1/8" Depth 304SST Recessed Walk-off Grille~~

ADD Nystrom Floor Grille Model GE38-FSAM
eleGRIL®, 3/8", Stainless Steel Grate, with surface mount, Level Bed, Aluminum Frame

Proposal inclusions and exclusions unless noted otherwise
* Proposal includes, job stocking, regular business hours installation and our 1 year installation warranty.
* Proposal excludes night and weekend work, moving furniture and fixtures, demolition, vacuuming, washing/waxing, moisture tests, moisture protection, heating/lighting and protective coverings.
* Additional floor preparation will be billed at $98.00 per man hour plus materials.

Payment terms:
* Customer will be responsible for any cost or fees incurred in the collection of any past due invoices, including attorney fees and that past due invoices are subject to a 1.5% per month finance charge.

Tim Cloud
Tim Cloud
Timothy.Cloud@mfhiggins.com

ALL QUOTES ARE SUBJECT TO CREDIT APPROVAL
ACCEPTANCE OF PROPOSAL The above prices, specifications and conditions are hereby accepted. You are authorized to do the work as specified.
Payment will be made as outlined above _____

ACCEPTED BY: _____

DocuSign Envelope ID: 6E5F1C00-BC5C-4530-A1E1-EBEB4641BAF0

Dominic Madigan

Subject: FW: KMS Value Management
Attachments: nystrom-ge38-fsam-elegril-shop-drawing.pdf

From: David Ferris <DFerris@antinozzi.com>
Sent: Wednesday, March 15, 2023 4:18 PM
To: Dominic Madigan <dmadigan@downesco.com>; Frank Tomcak <ftomcak@downesco.com>; Doug Triba <dtriba@downesco.com>
Cc: Patti Mckeon <PMckeon@antinozzi.com>; Michael Losasso <Mlosasso@antinozzi.com>; Kevin Matis <KMatis@antinozzi.com>
Subject: FW: KMS Value Management

Dominic,
Please let me know if the attached product is an acceptable alternative, based on Kevin's evaluation below.
Thanks,

David C. Ferris
Senior Associate / Senior Project Manager
ANTINOZZI ASSOCIATES
ARCHITECTURE & INTERIORS

MAIN (203) 377-1300
DIRECT (203) 551-2434

From: Kevin Matis <KMatis@antinozzi.com>
Sent: Wednesday, March 15, 2023 2:33 PM
To: David Ferris <DFerris@antinozzi.com>; Michael Losasso <Mlosasso@antinozzi.com>
Cc: Patti Mckeon <PMckeon@antinozzi.com>
Subject: RE: KMS Value Management

Dave and Mike,
This doesn't work because it's 1 1/8" deep and we would have to recess the slab. We are also using this in the existing building where we can't recess the slab. They do have the attached model GE38-FSAM which is meant for surface mounted applications. It looks like this will be harder to clean but I'm not sure. Maybe Patti has some experience with it? Should we ask them if this is acceptable?

Kevin Matis, LEED AP
Technical Director, Senior Associate
ANTINOZZI ASSOCIATES
ARCHITECTURE & INTERIORS

MAIN (203) 377-1300
DIRECT (203) 551-2448

From: Dominic Madigan <dmadigan@downesco.com>
Sent: Wednesday, March 15, 2023 2:14 PM
To: David Ferris <DFerris@antinozzi.com>; Michael Losasso <Mlosasso@antinozzi.com>
Cc: Frank Tomcak <ftomcak@downesco.com>; Doug Triba <dtriba@downesco.com>; Kevin Matis <KMatis@antinozzi.com>
Subject: RE: KMS Value Management

CAUTION: This email originated from outside of the organization.

1. Floor grilles –
    a. Nystrom proGRIL GP98 w/ frame – 1-1/8" depth sstl recessed walk off grille
    b. Nystrom eleGRIL GE98 w/ frame – 1-1/8" depth sstl recessed walk off grille

2. Lam Glass –
    a. I believe the laminated glass is a 1" assembly, but I've asked ADW to confirm; followed up with them again today, hope to hear back soon.

Thank you,

Dominic

From: David Ferris <DFerris@antinozzi.com>
Sent: Monday, March 13, 2023 10:26 AM
To: Dominic Madigan <dmadigan@downesco.com>; Michael Losasso <Mlosasso@antinozzi.com>
Cc: Frank Tomcak <ftomcak@downesco.com>; Doug Triba <dtriba@downesco.com>; Kevin Matis <KMatis@antinozzi.com>
Subject: RE: KMS Value Management

DCC,
Per our follow up conversation last week we will change item #1 as listed below.

1. Item #1- Change aluminum rails to color galv... AA Spec/Dwg edit

Also , please let us know when you can provide the information highlighted below (from your sub-contractors), so that we can complete the VM drawing changes. We would be able to complete the edits by Wednesday as requested.
Thanks,

David C. Ferris
Senior Associate / Senior Project Manager
ANTINOZZI ASSOCIATES
ARCHITECTURE & INTERIORS

MAIN (203) 377-1300
DIRECT (203) 551-2434

From: David Ferris
Sent: Tuesday, March 7, 2023 2:50 PM
To: Dominic Madigan <dmadigan@downesco.com>; Michael Losasso <Mlosasso@antinozzi.com>
Cc: Frank Tomcak <ftomcak@downesco.com>; Doug Triba <dtriba@downesco.com>; Jeremy Soderholm (jsoderholm@mha-eng.com) <jsoderholm@mha-eng.com>; 'Joe Salamone' <jsalamone@salamoneassoc.com>; Kevin Matis <KMatis@antinozzi.com>; Sherman Taylor - SALAMONE & ASSOCIATES, P.C. (staylor@salamoneassoc.com)

<staylor@salamoneassoc.com>; 'Frank Berardi' <fberardi@salamoneassoc.com>
Subject: RE: KMS Value Management

All,
Please reference the attached VM PCO attached and the corresponding log below.

In an attempt to try to understand what & who would be involved with each item, and to be able to determine a reasonable response time for each of the VM items, I listed each of the VM items below to identify who is responsible, and which would not qualify as a true PR. In my mind, PR's in general are a tool that memorializes a change to the legal documents. As such, the allowance credits (as listed on the attached) would need to be handled using a different tool/mechanism other than a PR. Perhaps DCC can capitalize on the process being used on the NLHS project, which was an acceptable process with the State.

Design Team: Based on items listed below assigned to the Design Team, we will have to determine how soon we can complete these changes to the documents and issue a "Value Management Changes" PR, along with amended documents to the CMR. Please let me know your thoughts on how soon you can complete your part.

1. Structural Consultant –
2. MEPF Consultant –
3. AA + Consultants (multiple drawing edits)***[David C. Ferris] - May not be needed in a PR***
4. N/A
5. AA Spec/Dwg edit
6. AA Spec/Dwg edit
7. AA Spec/Dwg edit
8. No Change to Documents…
9. Product needed from Contractor… AA Spec/Dwg edit
10. AA Dwg edit
11. MEPF Consultant –
12. Product needed from Contractor… AA Spec/Dwg edit
    b. No Change to Documents…
13. No Change to Documents…
14. No Change to Documents…
15. No Change to Documents…
    a. No Change to Documents…
16. No Change to Documents…
    c. No Change to Documents…
17. No Change to Documents…
    a. No Change to Documents…
    b. No Change to Documents…
18. No Change to Documents…
19. No Change to Documents…
20. N/A
21. N/A
22. N/A
23. N/A
24. N/A
25. N/A
26. No Change to Documents…

Please let me know if there are any questions, and we'll discuss shortly in our 3 o'clock meeting.
Thanks,

DocuSign Envelope ID: 6E5F1C00-BC5C-4530-A1E1-EBEB4641BAF0

David C. Ferris
Senior Associate / Senior Project Manager
ANTINOZZI ASSOCIATES
ARCHITECTURE & INTERIORS

MAIN (203) 377-1300
DIRECT (203) 551-2434

From: Dominic Madigan <dmadigan@downesco.com>
Sent: Monday, March 6, 2023 10:44 AM
To: David Ferris <DFerris@antinozzi.com>; Michael Losasso <Mlosasso@antinozzi.com>
Cc: Frank Tomcak <ftomcak@downesco.com>; Doug Triba <dtriba@downesco.com>
Subject: KMS Value Management

CAUTION: This email originated from outside of the organization.

Dave/Mike,
I believe we will need a PR from Antinozzi that addresses all VM items; at that point I need to solicit official proposals from each subcontractor that reference Antinozzi's PR as the originating document. Once all that information is submitted and assembled, then the VM items can be included in state change order. Can Antinozzi provide value management PR by next Wednesday, 3/15? I can submit this as an RFI if that helps you track this as an open item, please let me know.

Thank you,

Dominic P. Madigan, Senior Project Manager, ***LEED AP***

DOWNES CONSTRUCTION COMPANY
An Employee Owned Company
200 Stanley St. | New Britain, CT 06051
254 Eastwood Ave. | Providence, RI 02909
p. 860.229.3755 | m. 203.641.3037 | www.downesco.com

ALTERNATES

KILLINGLY MEMORIAL SCHOOL
4/27/2023

DOWNES CONSTRUCTION COMPANY
CONSTRUCTION MANAGER

Alternate #	Description	Decision Required By:	Accepted/ Rejected	TOTAL	NOTES
02	New Suspended Ceiling at Existing Classrooms	03/20/23		$399,904	Recommend rejecting
05A	Door Hardware (Dormakaba)	03/24/23		$4,016	Recommend rejecting
05B	Door Hardware (Assa Abloy)	03/24/23		$89,753	Recommend rejecting
07	Electrical Generator	03/20/23		$380,934	Recommend rejecting
08	Fixed Cabinetry	04/15/23		($33,891)	Recommend rejecting
09	Replace Classroom Sinks	03/24/23		$34,103.00	Pending
10	Media Center Tiles		Accepted	($120,318)	
11	Kitchen Freezer Addition		Rejected	($283,749)	
12	Security Glazing At Addition (VM Mod. to Laminate Glass & QTY. Was Reduced		Accepted	$18,600.00	
13	Fire Alarm Replacement		Accepted	$38,247.00	
14	Outdoor Classroom	04/15/23		$191,597.00	Recommend rejecting
15	Acoustical Ceiling Panels In Gym	04/15/23		$55,596.00	Recommend rejecting